

2019 Country Scorebook



MILLENNIUM
CHALLENGE CORPORATION
UNITED STATES OF AMERICA

2019 Country Scorebook



MILLENNIUM
CHALLENGE CORPORATION

Reducing Poverty Through Growth

Contents

Introduction to the Millennium Challenge Account.....1

About This Scorebook1

Indicators—What They Measure..... 2

 Ruling Justly..... 3

 Investing in People 4

 Encouraging Economic Freedom..... 4

Reading the Scores—A Reference Guide 6

Country Index

Afghanistan	8
Angola	60
Bangladesh.....	9
Benin.....	10
Bhutan	61
Bolivia	62
Burkina Faso.....	11
Burma	12
Burundi	13
Cabo Verde	63
Cambodia.....	14
Cameroon	15
Central African Republic.....	16
Chad.....	17
Comoros.....	18
Côte d’Ivoire.....	21
Dem. Republic of Congo.....	19
Djibouti	64
Egypt.....	65
El Salvador	66
Eritrea	22
Eswatini.....	67
Ethiopia	23
Gambia	24
Georgia.....	68
Ghana	25

Guinea	26
Guinea-Bissau	27
Haiti	28
Honduras	69
India	29
Indonesia.....	70
Kenya	30
Kiribati.....	71
Korea, Dem. Rep	31
Kosovo.....	72
Kyrgyz Republic.....	32
Lao, PDR	73
Lesotho.....	33
Liberia.....	34
Madagascar	35
Malawi.....	36
Mali	37
Mauritania	38
Micronesia.....	74
Moldova	75
Mongolia.....	76
Morocco	77
Mozambique	39
Nepal.....	40
Nicaragua.....	78
Niger	41
Nigeria.....	79

Pakistan	42
Papua New Guinea	80
Philippines	81
Republic of Congo	20
Rwanda	43
São Tomé and Príncipe	44
Senegal	45
Sierra Leone	46
Solomon Islands	82
Somalia	47
South Sudan	48
Sri Lanka	83
Sudan	84
Syria	49
Tajikistan	50
Tanzania	51
Timor-Leste	52
Togo	53
Tunisia	85
Uganda	54
Ukraine	86
Uzbekistan	87
Vanuatu	88
Vietnam	89
Yemen, Rep	55
Zambia	56
Zimbabwe	57

Introduction to the Millennium Challenge Account

Established in 2004, the Millennium Challenge Account (MCA) is an innovative foreign assistance program designed to reduce poverty in developing countries through sustainable economic growth. As an independent U.S. Government agency, the Millennium Challenge Corporation (MCC) administers the MCA funds that are provided annually by Congress. MCC is managed by a Chief Executive Officer (CEO) with oversight from a Board of Directors. The Board is composed of five public sector members—the Secretary of State, Secretary of the Treasury, U.S. Trade Representative, Administrator of the U.S. Agency for International Development, and MCC’s CEO—and four private sector members appointed by the President and confirmed by the U.S. Senate. MCC draws its diverse staff from various U.S. Government agencies, the private sector, universities, international development agencies, and non-governmental organizations.

Every year, the MCC Board of Directors meets to select countries as eligible to develop a proposal for MCA assistance (see box describing MCC’s assistance programs). Recognizing that development is achieved by a country’s own efforts, policies, and people, MCC’s assistance offers selected countries an opportunity to identify their own priorities for achieving sustainable economic growth and poverty reduction. Once selected as eligible, a country conducts an economic analysis and undertakes the process of developing a proposal for funding in broad consultation with its own citizens. MCC teams work in partnership with eligible countries to refine their compact proposals in order to ensure the programs’ focus on poverty reduction through sustainable economic growth. Proposed compacts also describe how the country plans to manage and implement its MCA program, including how it will ensure financial accountability, transparency, and fair and open procurement, as well as how it will measure results.

About This Scorebook

The 2019 Country Performance Scorebook is the sixteenth publication of country performance data since the establishment of MCC. The Scorebook presents information on country performance on independent and transparent indicators developed by third-parties that measure countries’ demonstrated commitment to just and democratic governance, investments in the people of a country, and economic freedom. These indicators inform the Board of Directors, MCC staff, Congress, and the Administration of candidate countries’ broad policy framework for encouraging poverty reduction through economic growth. We hope this can also be a tool for citizens, civil society organizations, journalists, the private sector, and governments around the world to monitor performance and advocate for continued policy reform.

This year’s Scorebook includes data on 80 countries (70 candidates and 10 countries that meet the income parameters for candidacy but are statutorily prohibited from receiving assistance), including countries that were eligible in previous years for compact or threshold assistance. A country is determined to be a candidate for MCA funding if its per capita income falls within predetermined parameters set by Congress and if it is not subject to certain restrictions on U.S. foreign assistance.

For Fiscal Year 2019 (FY19), MCC is continuing to use the historical ceiling for eligibility as set by the World Bank’s International Development Association (IDA) to divide the 80 countries into two income groups for the purpose of comparative analysis on the policy performance indicators. These two income groups include: 1) countries whose GNI per capita is less than or equal to \$1,875 in FY19 and 2) those countries whose GNI per capita falls between \$1,876 and \$3,895 in FY19¹.

¹ All GNI per capita estimates in this Scorebook are from the World Bank’s July 1, 2018 publication entitled “Gross National Income per Capita 2017” and utilize the Atlas method estimates.

Compact & Threshold Countries

An MCC compact is a multi-year agreement between MCC and an eligible country to fund specific programs targeted at reducing poverty and stimulating economic growth. MCC has signed 36 compacts worth more than \$12 billion with Armenia, Benin, Burkina Faso, Cabo Verde, Cote D'Ivoire, El Salvador, Georgia, Ghana, Honduras, Indonesia, Jordan, Lesotho, Liberia, Madagascar, Malawi, Mali, Moldova, Mongolia, Morocco, Mozambique, Namibia, Niger, Nepal, Nicaragua, Philippines, Senegal, Tanzania, Vanuatu, and Zambia. MCC is working toward developing compacts with Sri Lanka, Timor-Leste, and Tunisia, as well as second compacts with Burkina Faso, Lesotho, and Senegal.

To provide a further incentive for policy reform, Congress also established the threshold program for countries that demonstrate a significant commitment to meeting the eligibility criteria but do not qualify for MCC compact assistance. Threshold assistance helps countries improve their policy environment to help build a strong foundation and to help them qualify for compact assistance. To date, MCC has signed threshold agreements totaling more than \$631 million with the following countries: Albania, Burkina Faso, Guatemala, Guyana, Honduras, Indonesia, Jordan, Kenya, Kosovo, Kyrgyz Republic, Liberia, Malawi, Moldova, Niger, Paraguay, Peru, Philippines, Rwanda, São Tomé and Príncipe, Sierra Leone, Tanzania, Timor-Leste, Uganda, Ukraine, and Zambia. MCC is working toward developing threshold programs with Togo and the Gambia.

In selecting compact and threshold eligible countries, MCC's Board evaluates: 1) candidate countries' performance on the policy indicators, 2) the opportunity for economic growth and poverty reduction, and 3) the availability of funds. If MCC has worked with a country on a previous threshold program or compact, MCC's Board also takes into consideration performance on the initial program.

To judge performance on the policy indicators, the Board will consider whether a country performs above the median or absolute threshold on at least half of the indicators, above the median on the *Control of Corruption* indicator, and above the absolute threshold on either the *Civil Liberties* or *Political Rights* indicators. Indicators with absolute thresholds in lieu of a median include a) *Inflation*, on which a country's inflation rate must be under a fixed ceiling of 15 percent; b) *Immunization Rates* (on which a country whose GNI per capita falls between \$1,876 and \$3,895 must have immunization coverage above 90 percent; c) *Political Rights*, on which countries must score above 17; and d) *Civil Liberties*, on which countries must score above 25. The Board will also take into consideration whether a country performs substantially worse in any category (*Ruling Justly*, *Investing in People*, or *Economic Freedom*) than they do on the overall scorecard. Countries must meet a minimum standard of passing one indicator in each category. While the indicator methodology is the predominant basis for determining which countries will be eligible for MCA assistance, the Board may also consider supplemental information and take into account factors such as time lags and gaps in the data used to determine indicator scores.

Indicators—What They Measure

The 2019 Country Performance Scorebook measures performance on the policy criteria mandated in MCC's authorizing legislation. By using information collected from independent third-party sources, MCC's country selection process allows for an objective, comparable analysis across candidate countries. Data sources relied upon to produce this Scorebook are determined by the Board of Directors and are

subject to change annually. Candidate countries may regularly consult with the indicator institutions regarding their performance to identify opportunities for reform and to raise questions about the data.

As a rule, MCC relies on indicators that:

- ★ are developed by an independent third party;
- ★ use an analytically-rigorous methodology and objective, high quality data;
- ★ are publicly available;
- ★ have broad country coverage among MCC candidate countries;
- ★ are comparable across countries;
- ★ have a clear theoretical or empirical link to economic growth and poverty reduction;
- ★ are policy-linked, i.e. measure factors that governments can influence; and
- ★ have broad consistency in results from year to year.

The following indicators are measured by MCC in the three categories of *Ruling Justly*, *Investing in People*, and *Encouraging Economic Freedom*.

Ruling Justly

These indicators measure just and democratic governance, including a country's demonstrated commitment to promoting political pluralism, equality, and the rule of law; respecting human and civil rights; protecting private property rights; encouraging transparency and accountability of government; and combating corruption.

- ★ **Civil Liberties** – Independent experts rate countries on: freedom of expression; association and organizational rights; rule of law and human rights; and personal autonomy and economic rights, among other things. *Source: Freedom House*
- ★ **Political Rights** – Independent experts rate countries on: the prevalence of free and fair elections of officials with real power; the ability of citizens to form political parties that may compete fairly in elections; freedom from domination by the military, foreign powers, totalitarian parties, religious hierarchies and economic oligarchies; and the political rights of minority groups, among other things. *Source: Freedom House*
- ★ **Freedom of Information** – Measures the legal and practical steps taken by a government to enable or allow information to move freely through society; this includes measures of press freedom, national freedom of information laws, and the extent to which a country is filtering internet content or tools. *Source: Freedom House / Centre for Law and Democracy*
- ★ **Government Effectiveness** – An index of surveys and expert assessments that rate countries on: the quality of public service provision; civil servants' competency and independence from political pressures; and the government's ability to plan and implement sound policies, among other things. *Source: World Bank/Brookings Institution's Worldwide Governance Indicators*

MCC Investments

Countries partnering with MCC undertake an economic analysis and engage in a consultation process with their citizens and the private sector to discuss how they can best use MCC funding to overcome barriers to poverty reduction and stimulate economic growth. Many countries have identified improvements to roads, ports, and railroads as vital to improving access to markets, schools, and health clinics for their people. Other countries have proposed building industrial parks, trade schools, and small business centers, and making improvements to water and sanitation services. For others, land tenure and agriculture projects, micro-lending credit programs, and improvements to irrigation systems are identified as priorities to reduce rural poverty.

- ★ **Rule of Law** – An index of surveys and expert assessments that rate countries on: the extent to which the public has confidence in and abides by the rules of society; the incidence and impact of violent and nonviolent crime; the effectiveness, independence, and predictability of the judiciary; the protection of property rights; and the enforceability of contracts, among other things. *Source: World Bank/Brookings Institution's Worldwide Governance Indicators*
- ★ **Control of Corruption** – An index of surveys and expert assessments that rate countries on: “grand corruption” in the political arena; the frequency of petty corruption; the effects of corruption on the business environment; and the tendency of elites to engage in “state capture,” among other things. *Source: World Bank/Brookings Institution's Worldwide Governance Indicators*

Investing in People

These indicators measure investments in the promotion of broad-based primary education, strengthened capacity to provide quality public health, the reduction of child mortality, and the sustainable management of natural resources.

- ★ **Public Expenditure on Health** – Total domestic expenditures on health by government at all levels divided by gross domestic product (GDP). *Source: The World Health Organization (WHO)*
- ★ **Immunization Rates** – The average of DPT3 and measles immunization coverage rates for the most recent year available. *Source: WHO and the United Nations Children's Fund (UNICEF)*
- ★ **Public Expenditure on Primary Education** – Total expenditures on primary education by government at all levels divided by GDP. *Source: The United Nations Educational, Scientific and Cultural Organization (UNESCO) Institute of Statistics and National Governments*
- ★ **Girls' Primary Education Completion Rate** – The number of female students enrolled in the last grade of primary education minus repeaters divided by the population in the relevant age cohort (gross intake ratio in the last grade of primary). *Source: UNESCO Institute of Statistics and National Governments*
- ★ **Girls' Secondary Education** – The number of female pupils enrolled in lower secondary school, regardless of age, expressed as a percentage of the population of females in the theoretical age group for lower secondary education. Countries with a GNI per capita between \$1,876 and \$3,895 will be assessed on this indicator instead of Girls Primary Education Completion Rates. *Source: UNESCO Institute of Statistics and National Governments*
- ★ **Natural Resource Protection** – Assesses whether countries are protecting up to 17 percent of all their biomes (e.g., deserts, tropical rainforests, grasslands, savannas and tundra). *Source: The Center for International Earth Science Information Network and the Yale Center for Environmental Law and Policy*
- ★ **Child Health** – An index made up of three indicators: access to improved water, access to improved sanitation, and child (ages 1-4) mortality. *Source: The Center for International Earth Science Information Network and the Yale Center for Environmental Law and Policy*

Encouraging Economic Freedom

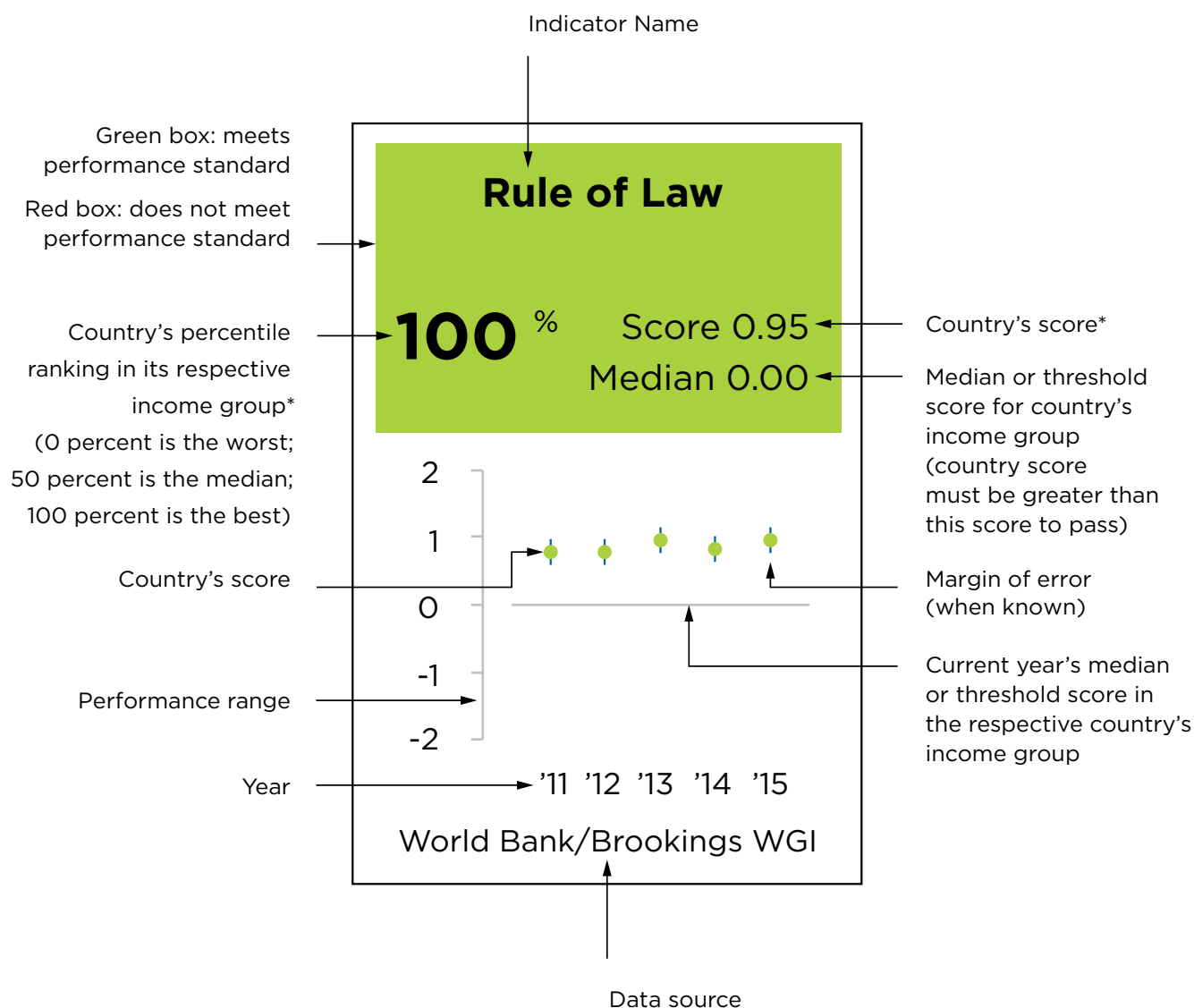
These indicators measure the extent to which a government encourages economic freedom, including a demonstrated commitment to economic policies that: encourage individuals and firms to participate in global trade and international capital markets, promote private sector growth and the sustainable management of natural resources, and strengthen market forces in the economy.

- ★ **Inflation** – The most recent average annual change in consumer prices. *Source: The International Monetary Fund's (IMF) World Economic Outlook Database*
- ★ **Fiscal Policy** – General government net lending/borrowing as a percent of GDP, averaged over a three-year period. Net lending/borrowing is calculated as revenue minus total expenditure. *Source: The IMF's World Economic Outlook Database*
- ★ **Business Start-Up** – An index that rates countries on the time and cost of complying with all procedures officially required for an entrepreneur to start up and formally operate an industrial or commercial business. *Source: International Finance Corporation*
- ★ **Trade Policy** – A measure of a country's openness to international trade based on weighted average tariff rates and non-tariff barriers to trade. *Source: The Heritage Foundation's Index of Economic Freedom*
- ★ **Regulatory Quality** – An index of surveys and expert assessments that rate countries on: the burden of regulations on business; price controls; the government's role in the economy; and foreign investment regulation, among other areas. *Source: World Bank/Brookings Institution's Worldwide Governance Indicators*
- ★ **Land Rights and Access** – An index that rates countries on the extent to which the institutional, legal, and market frameworks provide secure land tenure and equitable access to land in rural areas, and the time and cost of property registration in urban and peri-urban areas. *Source: International Fund for Agricultural Development and International Finance Corporation*
- ★ **Access to Credit** – An index that rates countries on rules and practices affecting the coverage, scope and accessibility of credit information available through either a public credit registry or a private credit bureau; as well as legal rights in collateral laws and bankruptcy laws. *Source: International Finance Corporation*
- ★ **Gender in the Economy** – An index that measures the extent to which laws provide men and women equal capacity to generate income or participate in the economy, including the capacity to get a job, own property, go to court, and be protected from violence. *Source: International Finance Corporation*

Reading the Scores—A Reference Guide

Every year each MCC candidate country receives a scorecard assessing performance in three policy categories: *Ruling Justly*, *Investing in People*, and *Encouraging Economic Freedom*.

For more information regarding the MCC Selection Process and these indicators, please visit MCC's website at www.mcc.gov/selection



*For the Political Rights, Civil Liberties, Inflation, and Immunization Rates (for countries with GNI/capita \$1,876–\$3,895) indicators, the score and percent ranking are reversed due to those indicators operating on a minimum or maximum-score system rather than a median-based system.

Part 1:

Scorecards for Countries with GNI/Capita \leq \$1,875



Afghanistan FY19

Population 35,530,000

GNI/Cap \$570

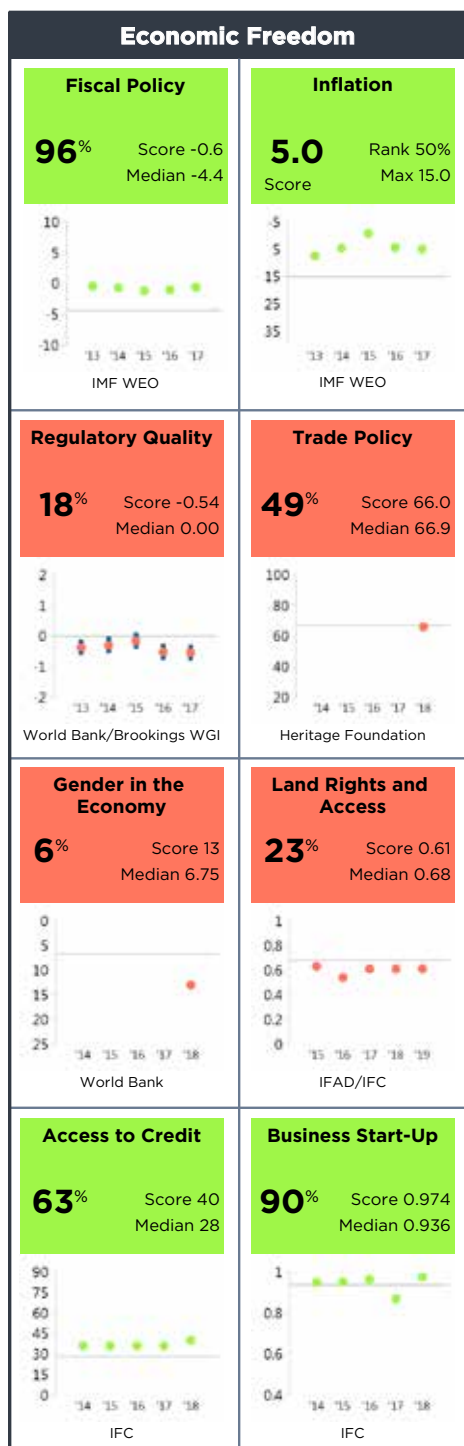
Category GNI/Cap ≤ \$1,875

Half Scorecard Passed X

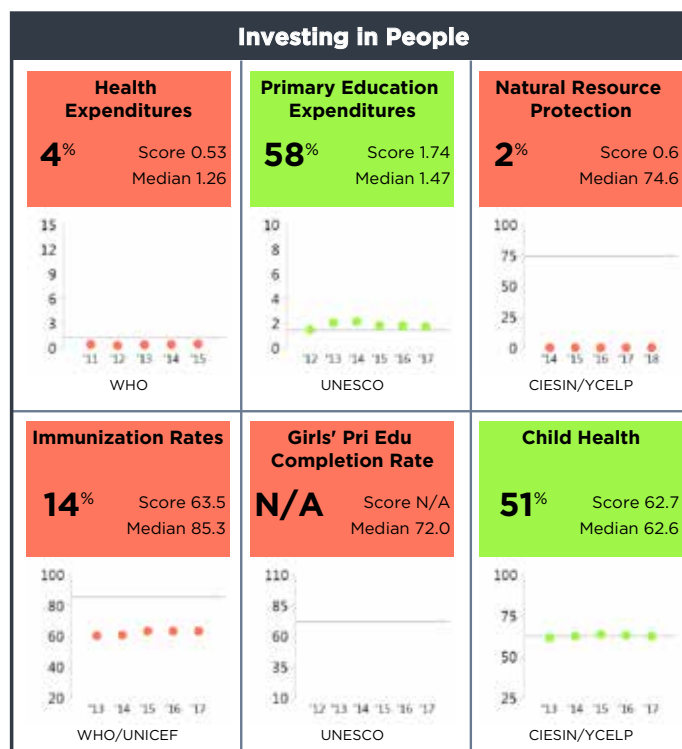
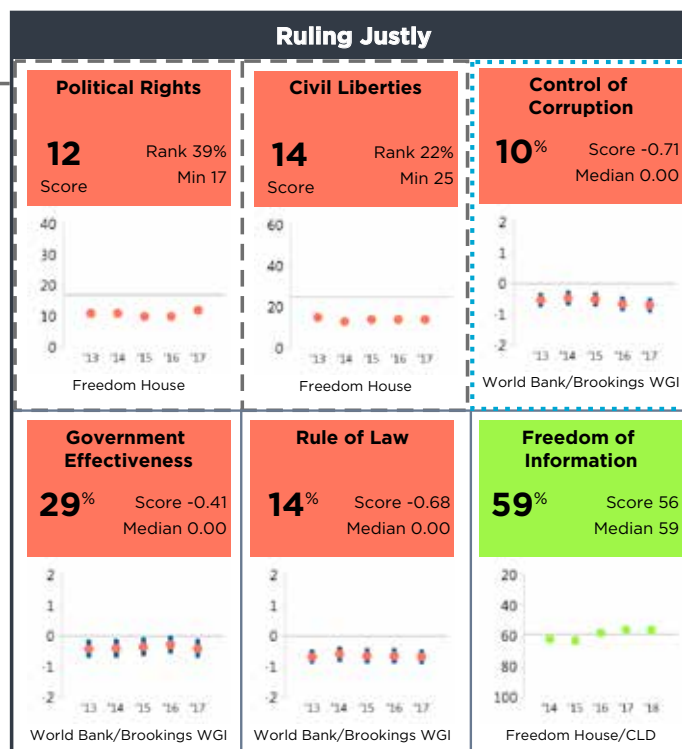
Control of Corruption X

Democratic Rights X

Afghanistan



For more information regarding the Millennium Challenge Account Selection Process and these indicators, please consult MCC's website www.mcc.gov/selection



Bangladesh FY19

Population 164,670,000

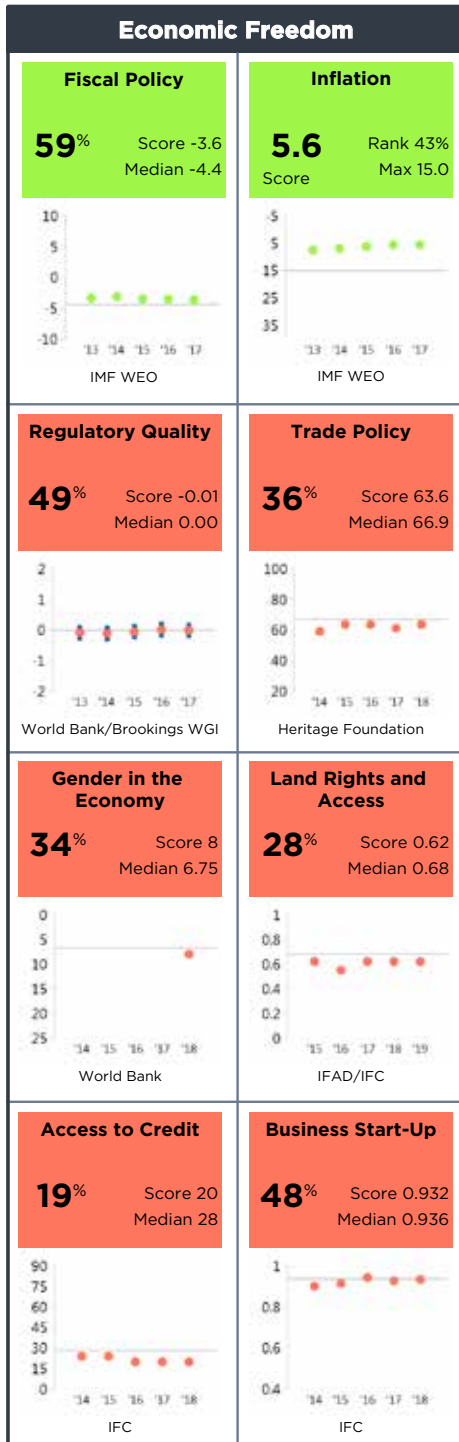
GNI/Cap \$1,470

Category GNI/Cap ≤ \$1,875

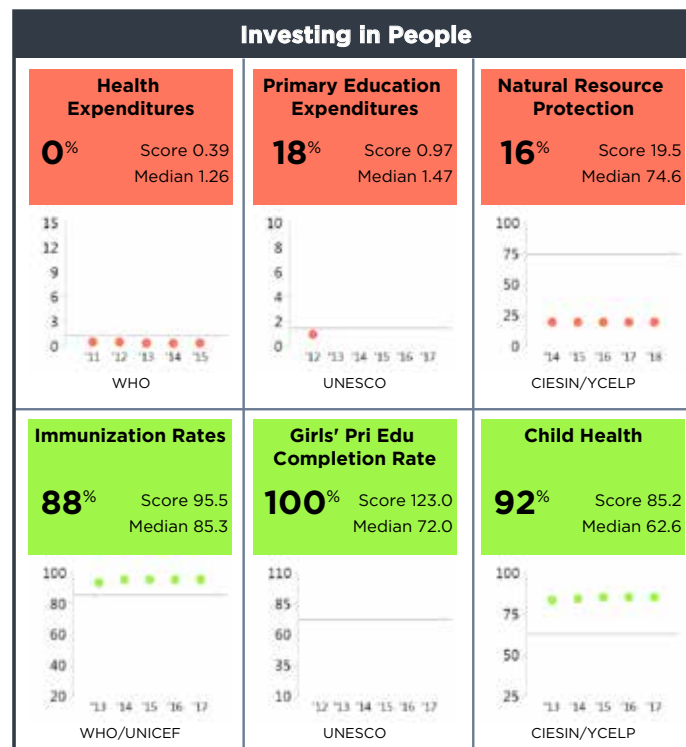
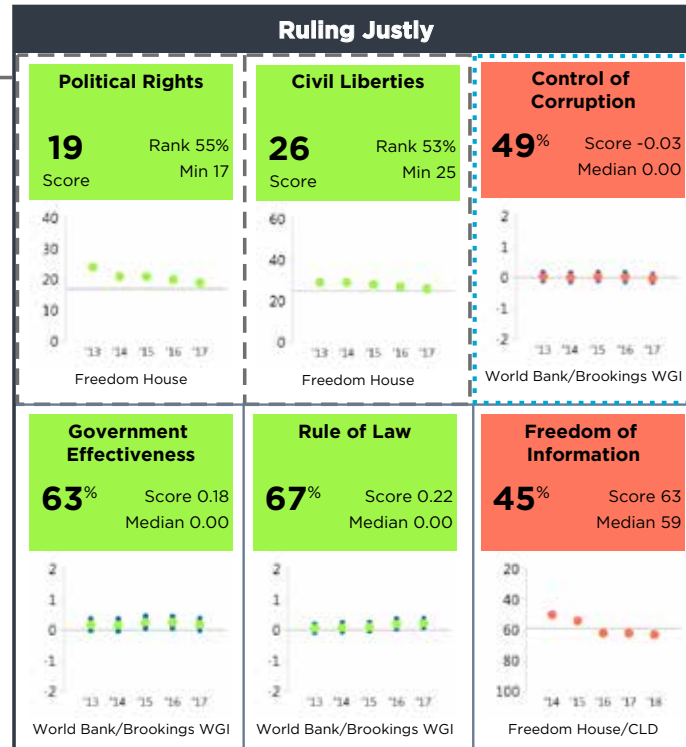
Half Scorecard Passed X

Control of Corruption X

Democratic Rights ✓



For more information regarding the Millennium Challenge Account Selection Process and these indicators, please consult MCC's website www.mcc.gov/selection



Bangladesh

Benin FY19

Population 11,176,000

GNI/Cap \$800

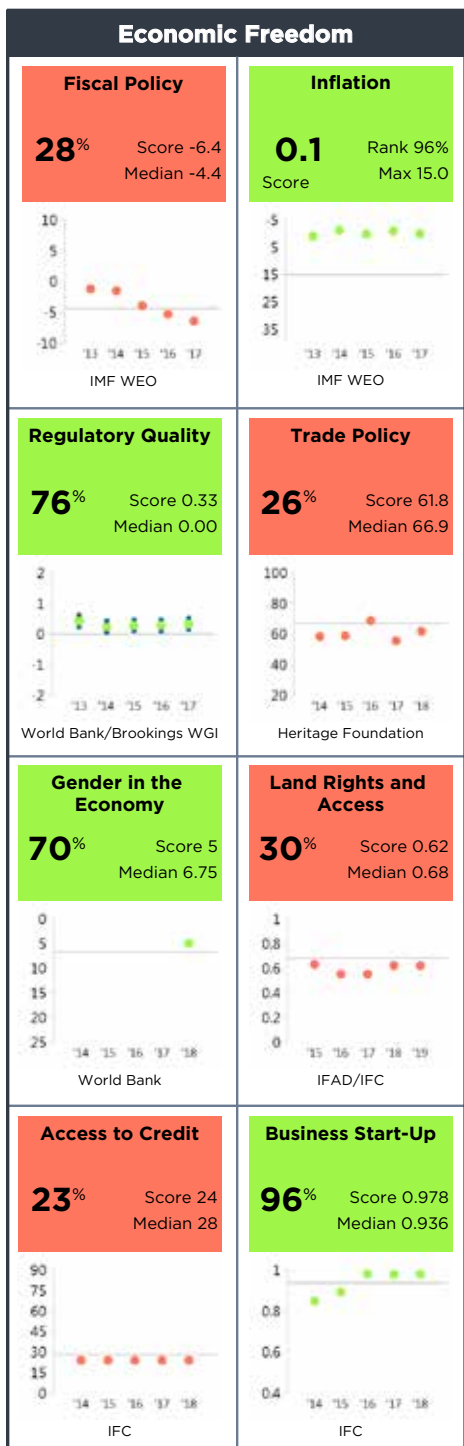
Category GNI/Cap ≤ \$1,875

Half Scorecard Passed ✓

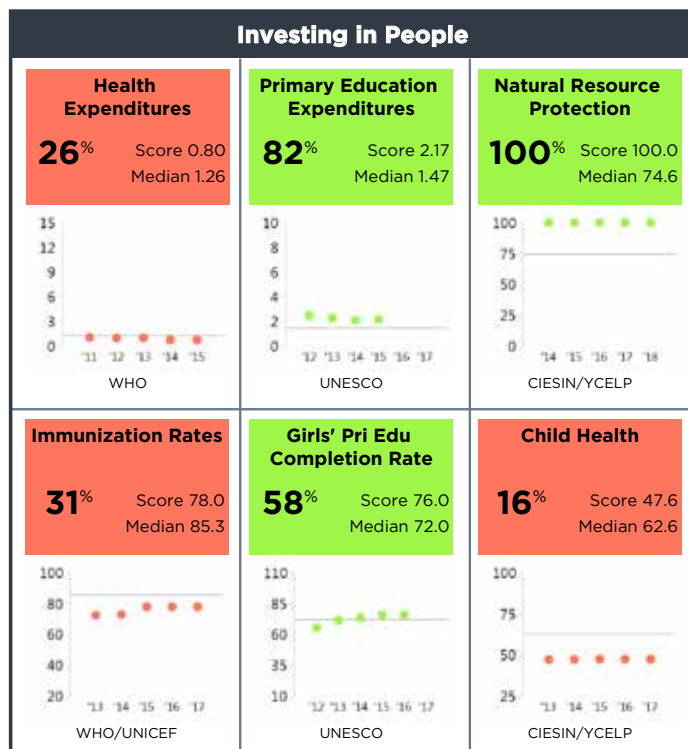
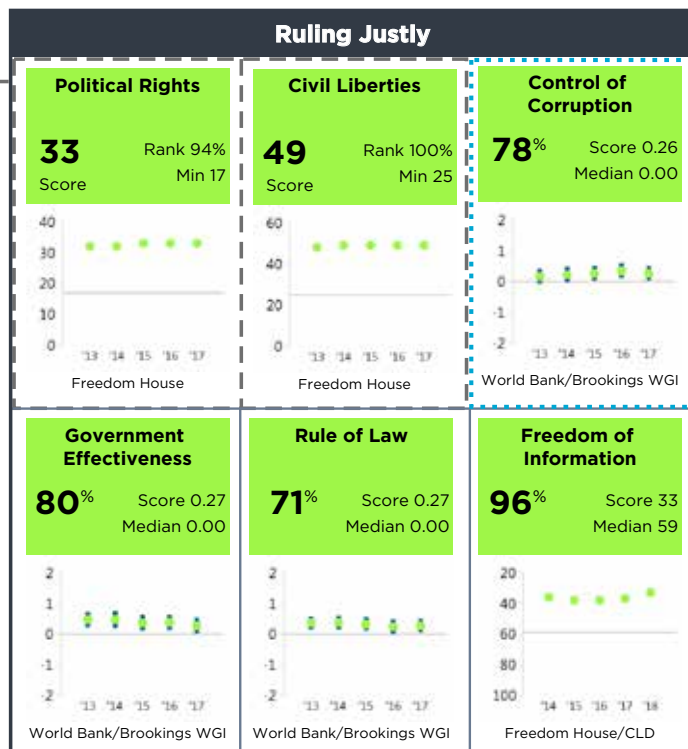
Control of Corruption ✓

Democratic Rights ✓

Benin



For more information regarding the Millennium Challenge Account Selection Process and these indicators, please consult MCC's website www.mcc.gov/selection



Burkina Faso FY19

Population 19,193,000

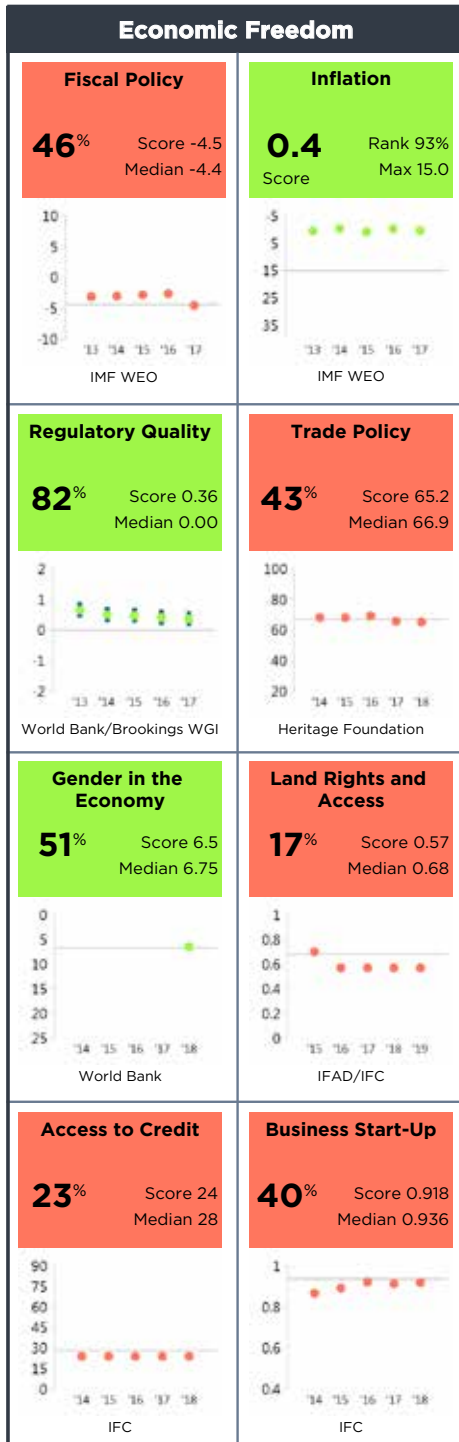
GNI/Cap \$610

Category GNI/Cap ≤ \$1,875

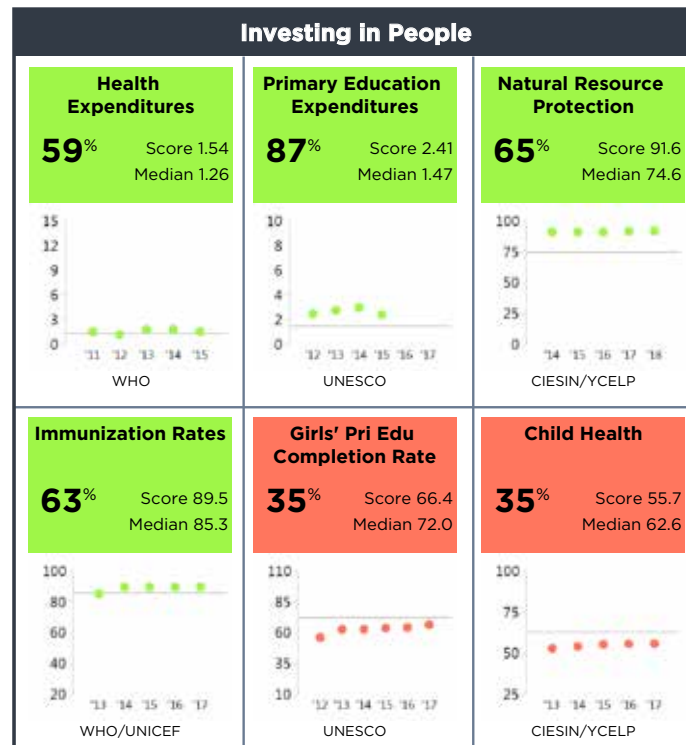
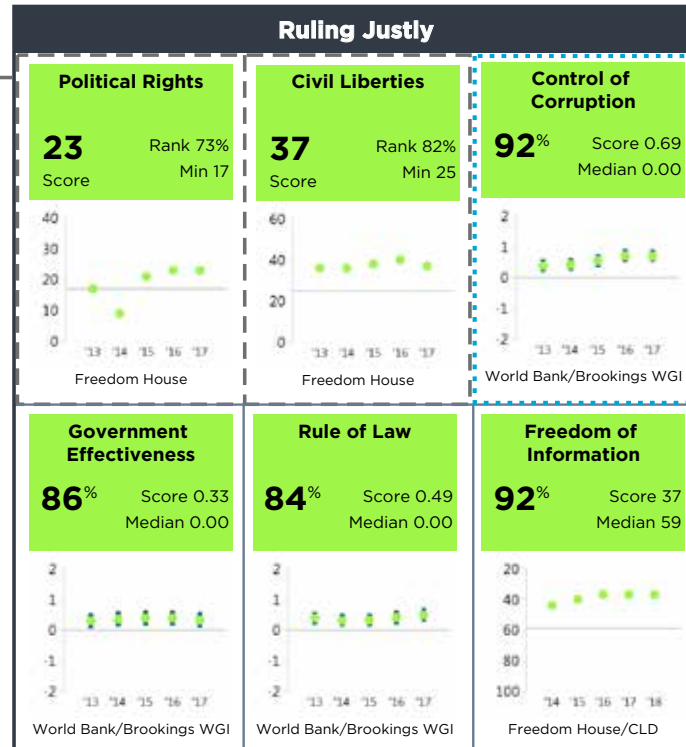
Half Scorecard Passed ✓

Control of Corruption ✓

Democratic Rights ✓



For more information regarding the Millennium Challenge Account Selection Process and these indicators, please consult MCC's website www.mcc.gov/selection



Burkina Faso

Burma FY19

Population 53,371,000

GNI/Cap \$1,190

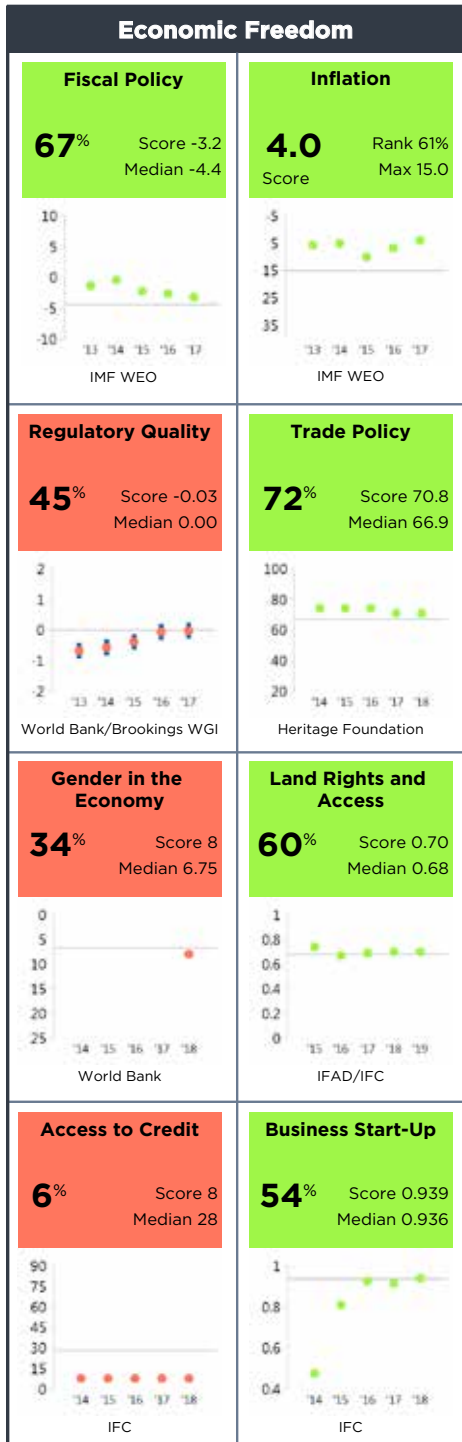
Category GNI/Cap ≤ \$1,875

Half Scorecard Passed X

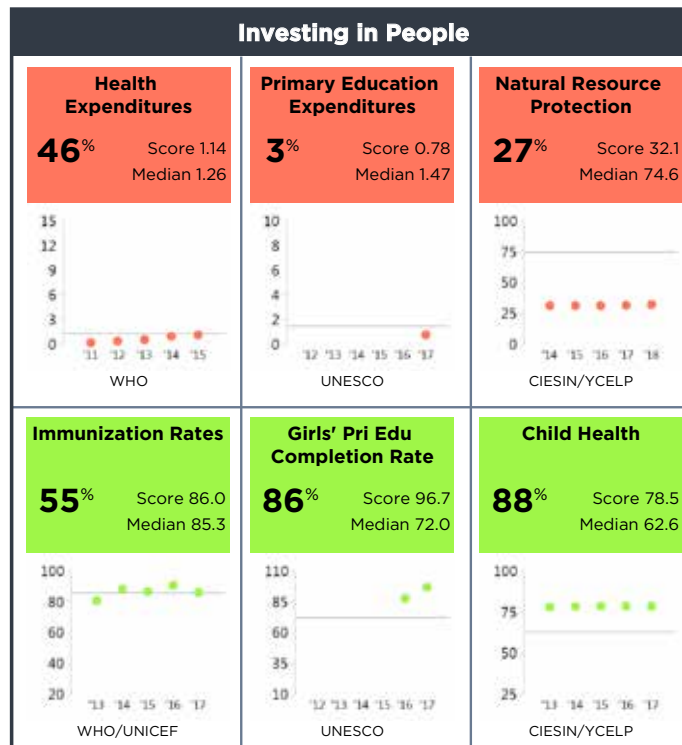
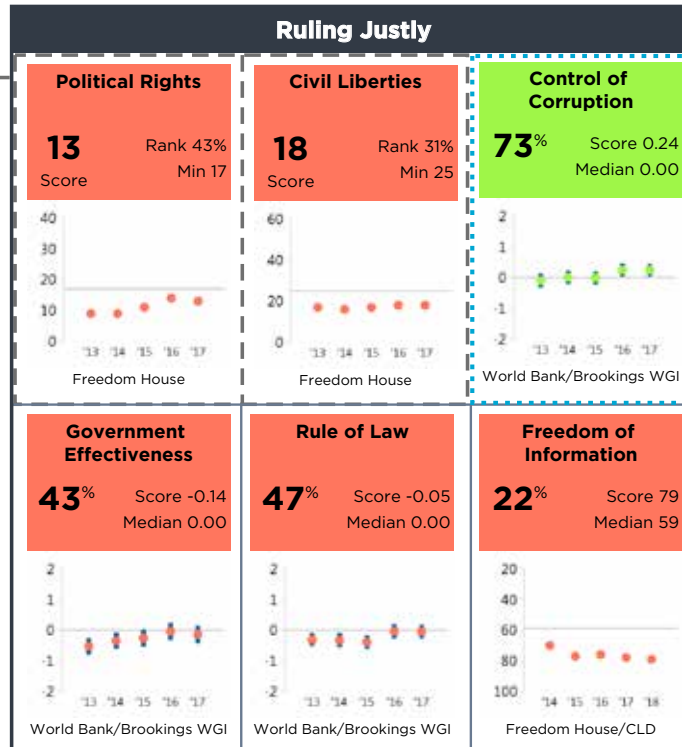
Control of Corruption ✓

Democratic Rights X

Burma

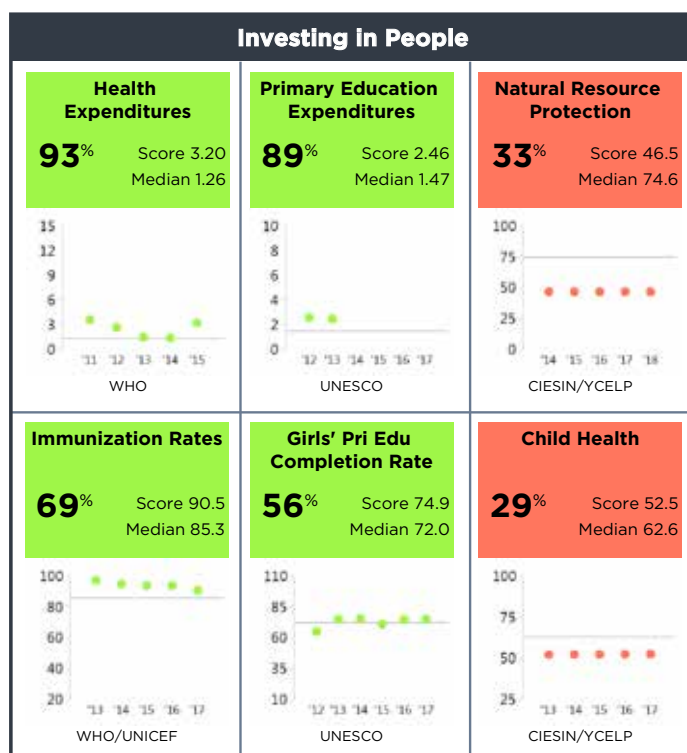


For more information regarding the Millennium Challenge Account Selection Process and these indicators, please consult MCC's website www.mcc.gov/selection



Population	10,864,000
GNI/Cap	\$290
Category	GNI/Cap \leq \$1,875

Democratic Rights X



For more information regarding the Millennium Challenge Account Selection Process and these indicators, please consult MCC's website www.mcc.gov/selection

Cambodia FY19

Population 16,005,000

GNI/Cap \$1,230

Category GNI/Cap ≤ \$1,875

Half Scorecard Passed ✓

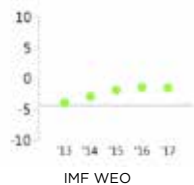
Control of Corruption X

Democratic Rights X

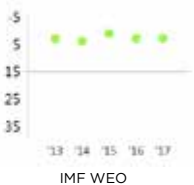
Cambodia

Economic Freedom

Fiscal Policy

85% Score -1.5
Median -4.4

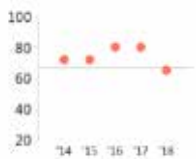
Inflation

2.9 Rank 67%
Score Max 15.0

Regulatory Quality

73% Score 0.30
Median 0.00

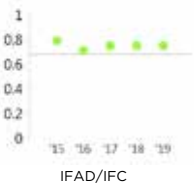
Trade Policy

45% Score 65.4
Median 66.9

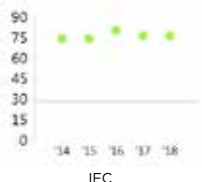
Gender in the Economy

98% Score 2
Median 6.75

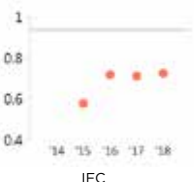
Land Rights and Access

72% Score 0.75
Median 0.68

Access to Credit

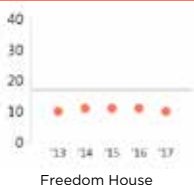
90% Score 76
Median 28

Business Start-Up

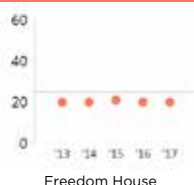
6% Score 0.725
Median 0.936

Ruling Justly

Political Rights

10 Rank 33%
Score Min 17

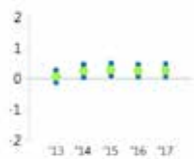
Civil Liberties

20 Rank 35%
Score Min 25

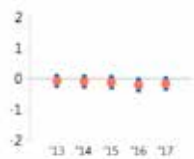
Control of Corruption

22% Score -0.49
Median 0.00

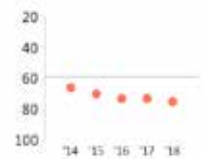
Government Effectiveness

76% Score 0.26
Median 0.00

Rule of Law

37% Score -0.16
Median 0.00

Freedom of Information

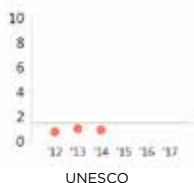
24% Score 75
Median 59

Investing in People

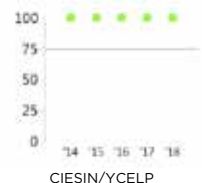
Health Expenditures

52% Score 1.34
Median 1.26

Primary Education Expenditures

11% Score 0.93
Median 1.47

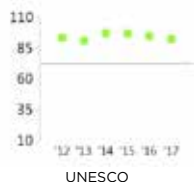
Natural Resource Protection

100% Score 100.0
Median 74.6

Immunization Rates

61% Score 88.5
Median 85.3

Girls' Pri Edu Completion Rate

79% Score 91.9
Median 72.0

Child Health

73% Score 75.0
Median 62.6For more information regarding the Millennium Challenge Account Selection Process and these indicators, please consult MCC's website www.mcc.gov/selection

Cameroon FY19

Population 24,054,000

GNI/Cap \$1,360

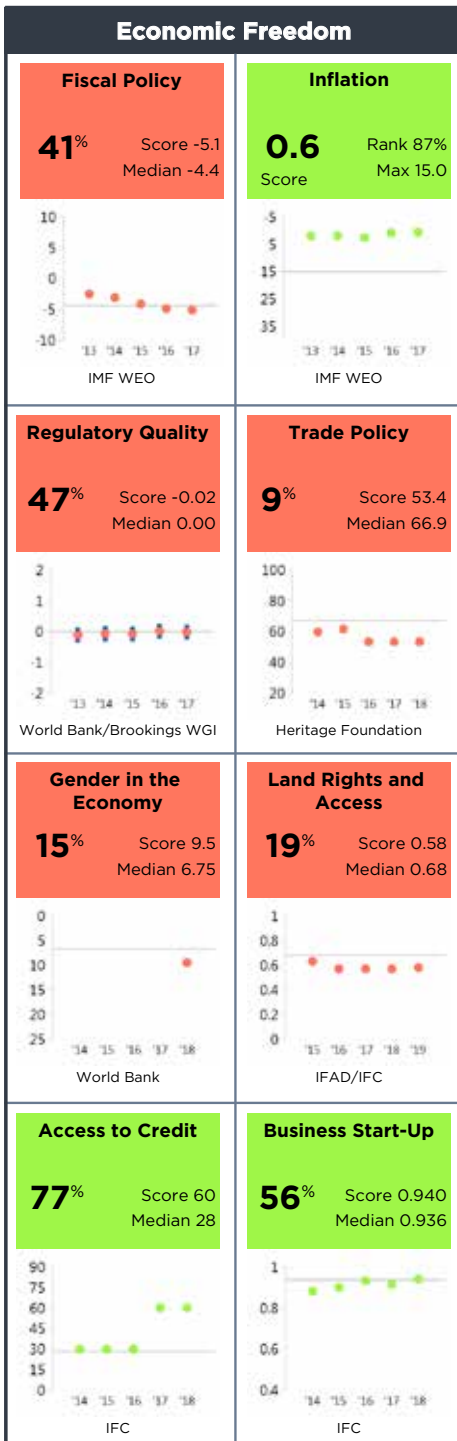
Category GNI/Cap ≤ \$1,875

Half Scorecard Passed X

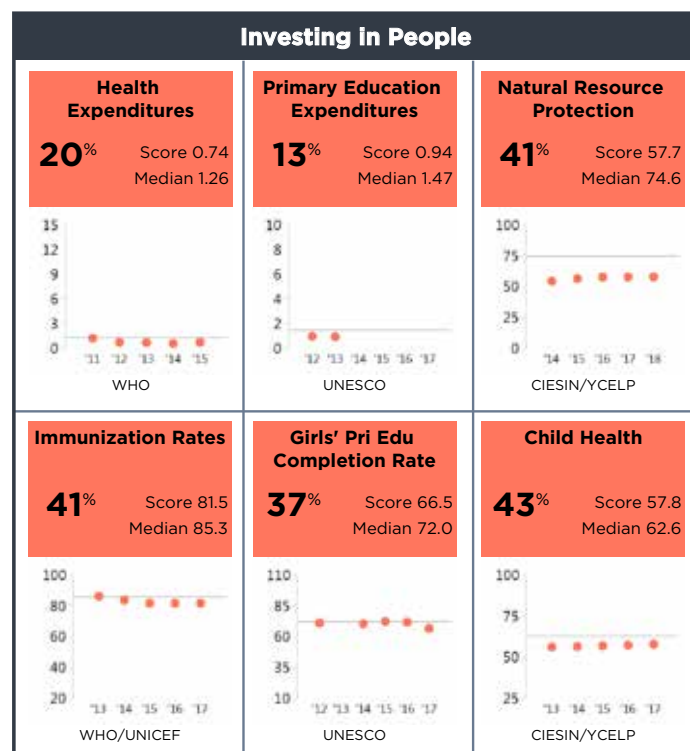
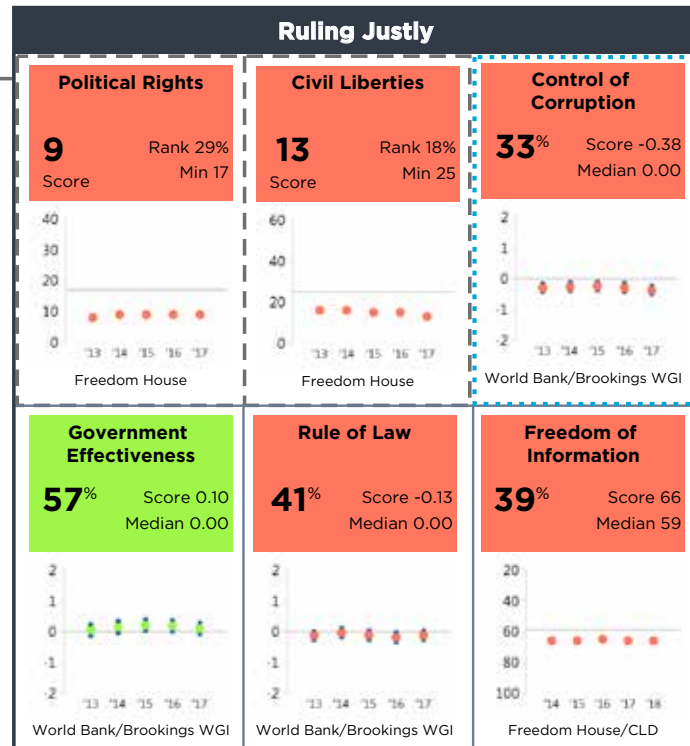
Control of Corruption X

Democratic Rights X

Cameroon



For more information regarding the Millennium Challenge Account Selection Process and these indicators, please consult MCC's website www.mcc.gov/selection



Central African Republic FY19

Population 4,659,000

GNI/Cap \$390

Category GNI/Cap ≤ \$1,875

Half Scorecard Passed X

Control of Corruption X

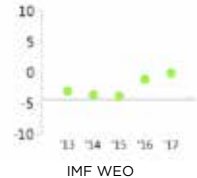
Democratic Rights X

Central African Republic

Economic Freedom

Fiscal Policy

100% Score -0.1
Median -4.4



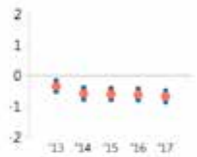
Inflation

4.1 Rank 59%
Score Max 15.0



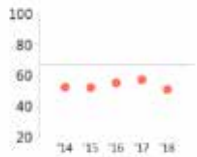
Regulatory Quality

12% Score -0.68
Median 0.00



Trade Policy

6% Score 51.0
Median 66.9



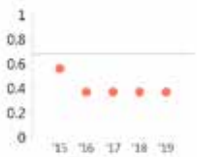
Gender in the Economy

70% Score 5
Median 6.75



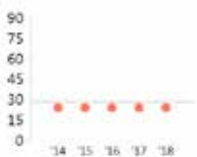
Land Rights and Access

4% Score 0.37
Median 0.68



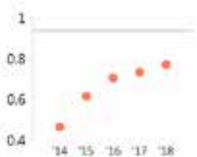
Access to Credit

23% Score 24
Median 28



Business Start-Up

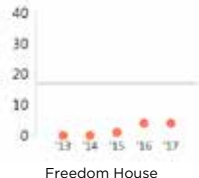
10% Score 0.770
Median 0.936



Ruling Justly

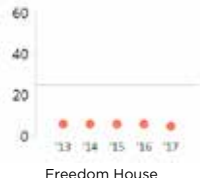
Political Rights

4 Rank 16%
Score Min 17



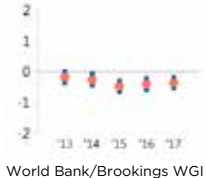
Civil Liberties

5 Rank 8%
Score Min 25



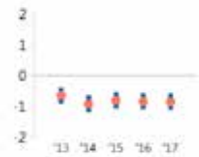
Control of Corruption

35% Score -0.37
Median 0.00



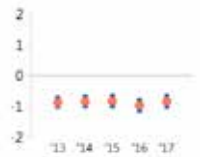
Government Effectiveness

10% Score -0.85
Median 0.00



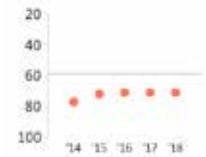
Rule of Law

8% Score -0.84
Median 0.00



Freedom of Information

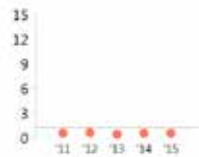
31% Score 71
Median 59



Investing in People

Health Expenditures

11% Score 0.61
Median 1.26



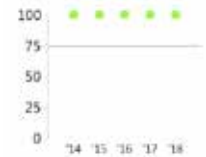
Primary Education Expenditures

N/A Score N/A
Median 1.47



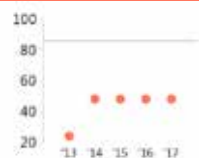
Natural Resource Protection

100% Score 100.0
Median 74.6



Immunization Rates

8% Score 48.0
Median 85.3



Girls' Pri Edu Completion Rate

2% Score 33.5
Median 72.0



Child Health

6% Score 37.2
Median 62.6



For more information regarding the Millennium Challenge Account Selection Process and these indicators, please consult MCC's website www.mcc.gov/selection

Chad FY19

Population 14,900,000

GNI/Cap \$630

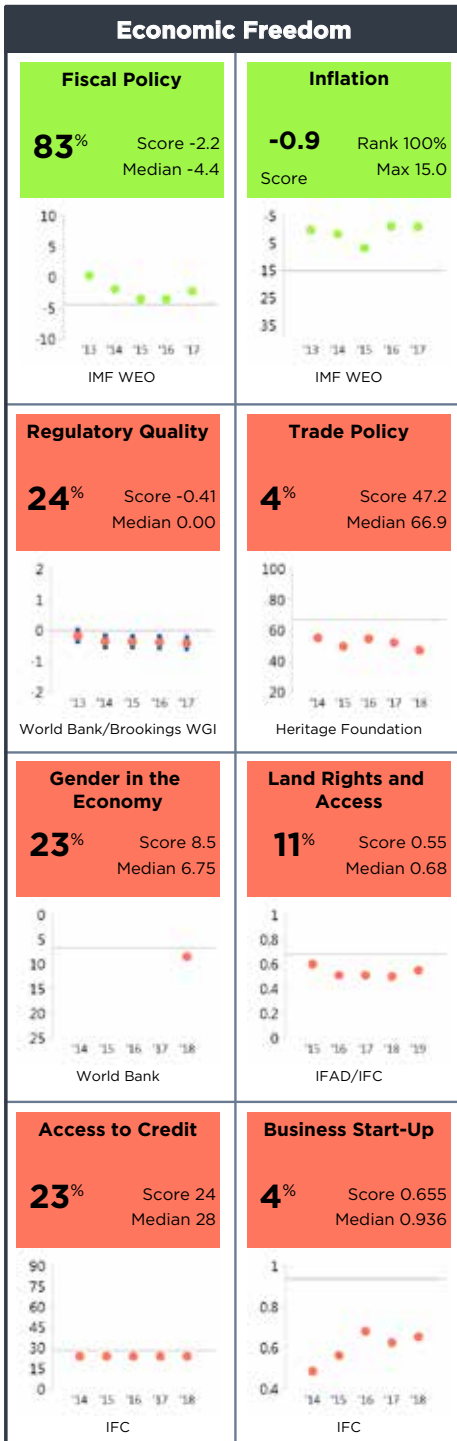
Category GNI/Cap ≤ \$1,875

Half Scorecard Passed X

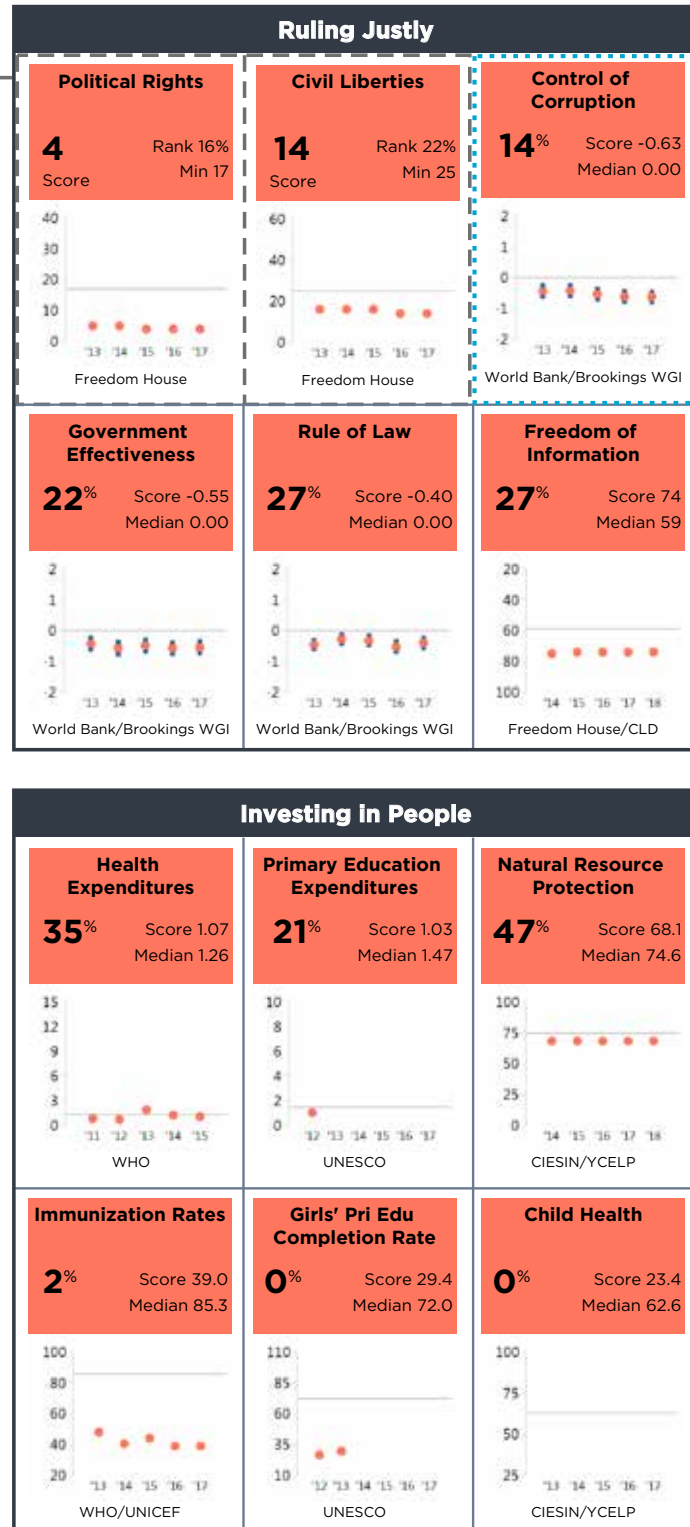
Control of Corruption X

Democratic Rights X

Chad



For more information regarding the Millennium Challenge Account Selection Process and these indicators, please consult MCC's website www.mcc.gov/selection



Comoros FY19

Population 814,000

GNI/Cap \$760

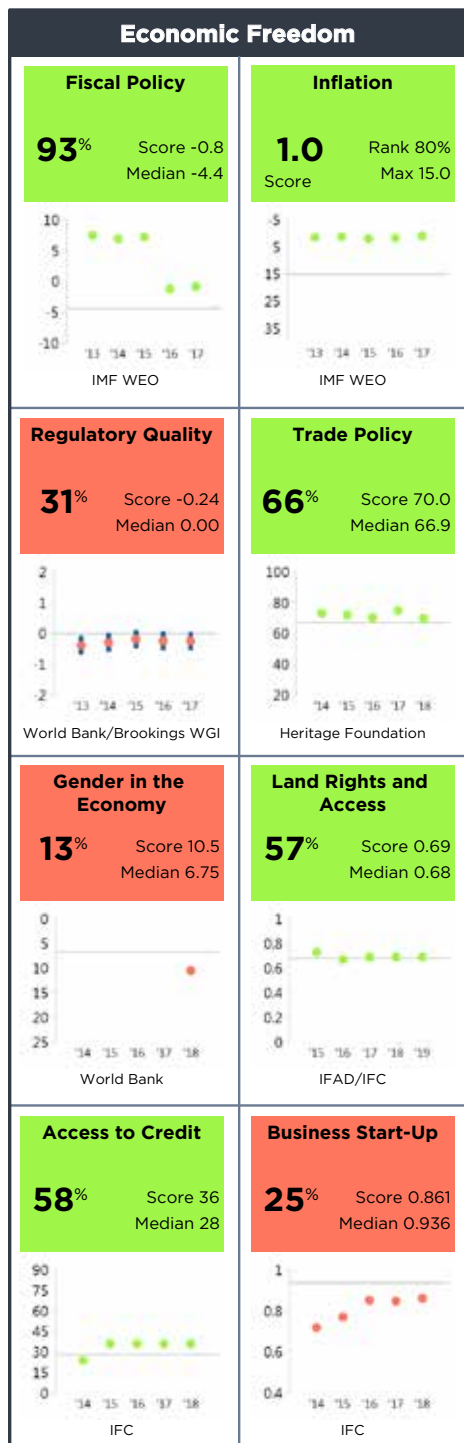
Category GNI/Cap ≤ \$1,875

Half Scorecard Passed ✓

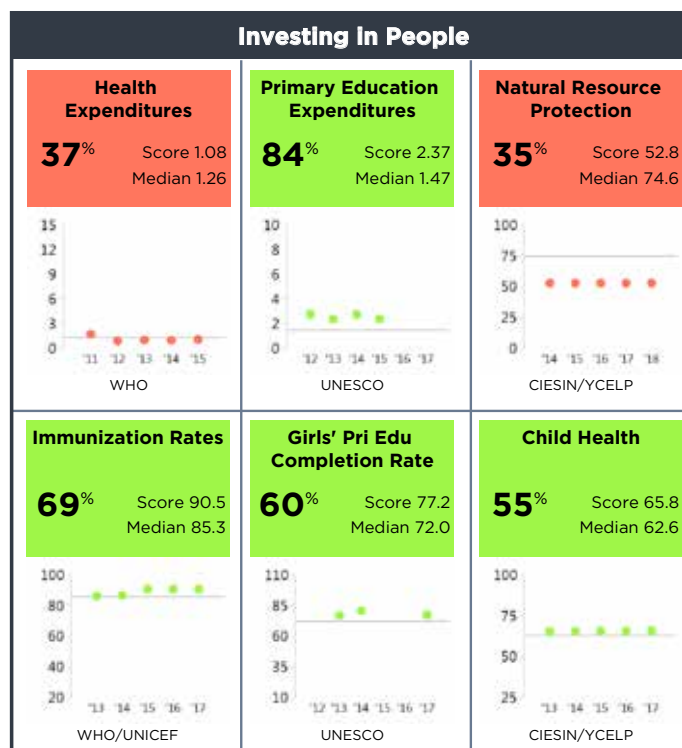
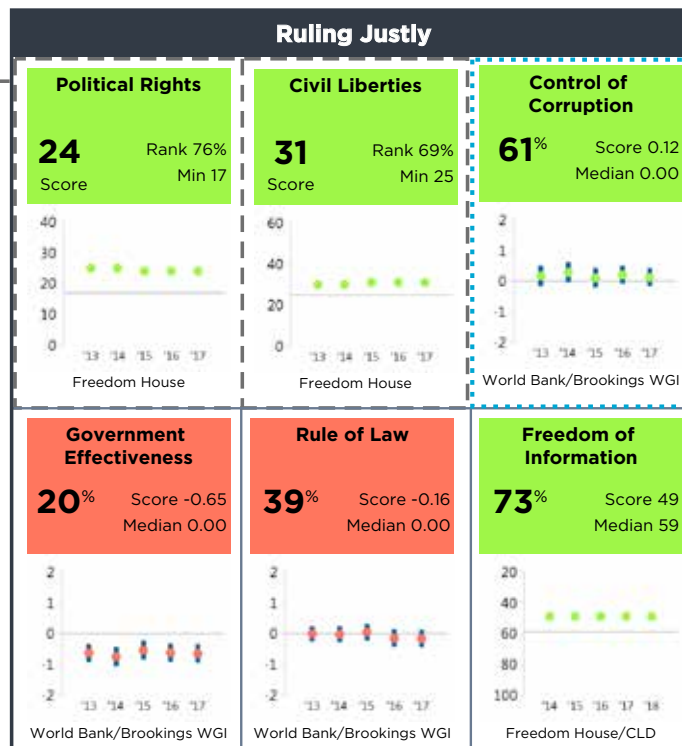
Control of Corruption ✓

Democratic Rights ✓

Comoros



For more information regarding the Millennium Challenge Account Selection Process and these indicators, please consult MCC's website www.mcc.gov/selection



Congo, Dem. Rep. FY19

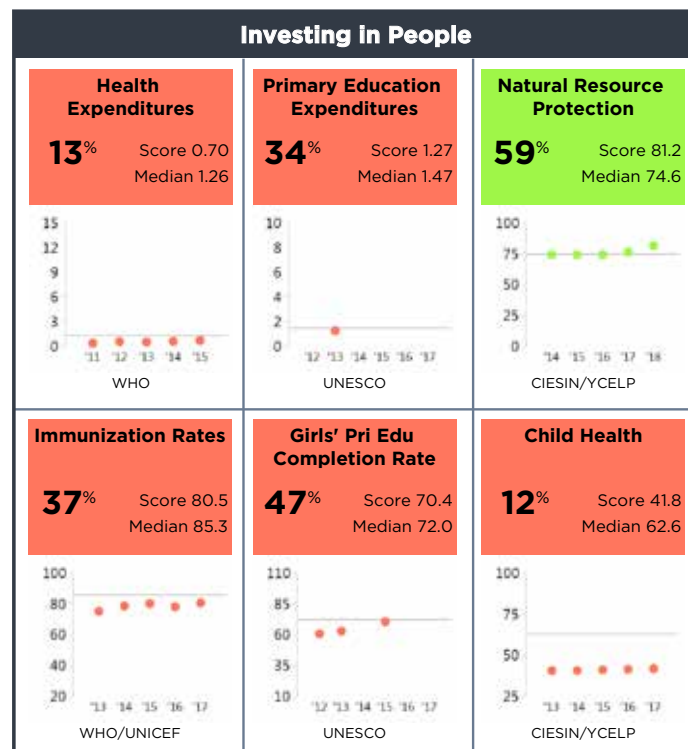
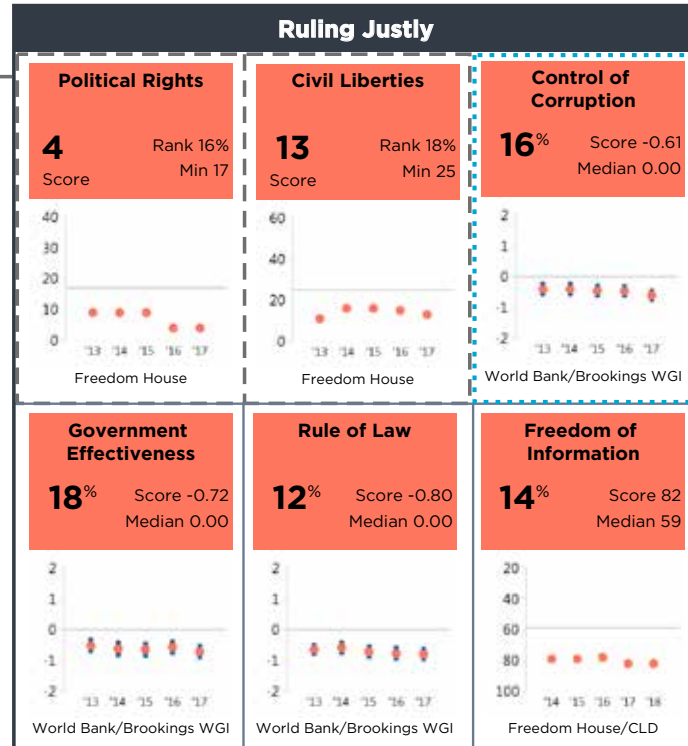
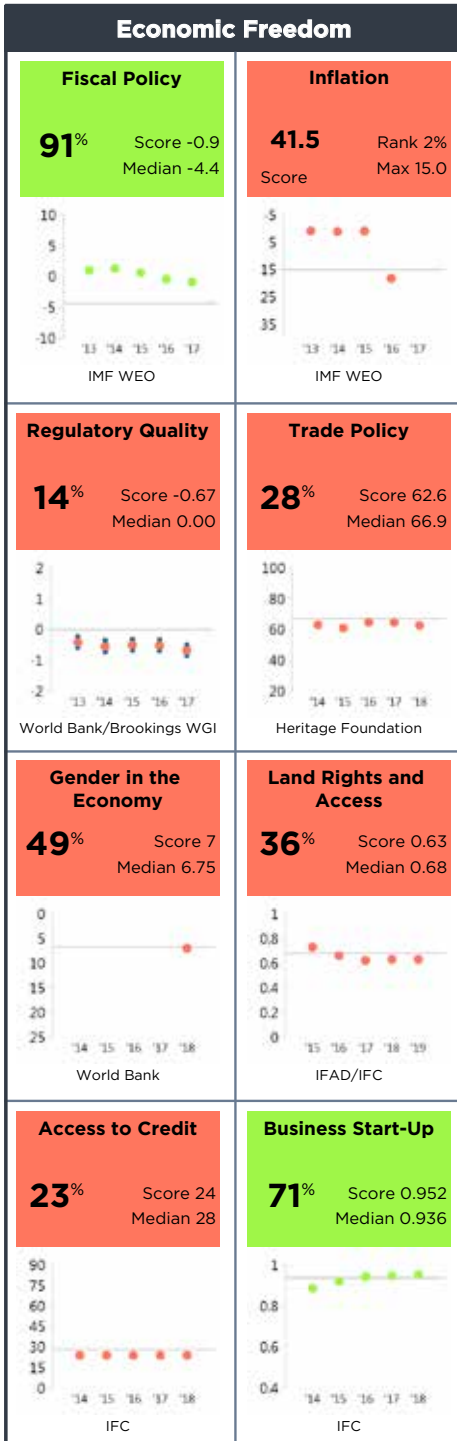
Population 81,340,000

GNI/Cap \$450

Category GNI/Cap ≤ \$1,875

Half Scorecard Passed **X**Control of Corruption **X**Democratic Rights **X**

Dem. Republic of Congo



For more information regarding the Millennium Challenge Account Selection Process and these indicators, please consult MCC's website www.mcc.gov/selection

Congo, Rep. FY19

Population 5,261,000

GNI/Cap \$1,360

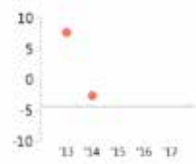
Category GNI/Cap ≤ \$1,875

Half Scorecard Passed **X**Control of Corruption **X**Democratic Rights **X**

Republic of Congo

Economic Freedom

Fiscal Policy

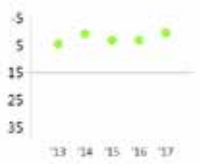
0%Score -17.6
Median -4.4

IMF WEO

Inflation

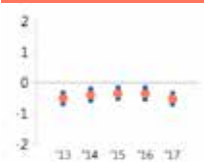
0.5

Score

Rank 91%
Max 15.0

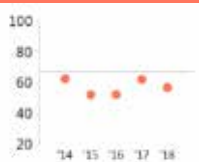
IMF WEO

Regulatory Quality

20%Score -0.53
Median 0.00

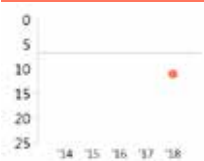
World Bank/Brookings WGI

Trade Policy

13%Score 56.8
Median 66.9

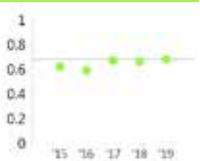
Heritage Foundation

Gender in the Economy

11%Score 11
Median 6.75

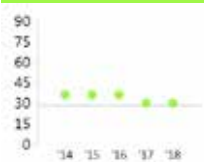
World Bank

Land Rights and Access

51%Score 0.68
Median 0.68

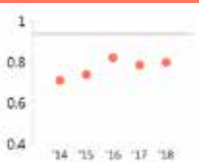
IFAD/IFC

Access to Credit

52%Score 30
Median 28

IFC

Business Start-Up

19%Score 0.797
Median 0.936

IFC

Ruling Justly

Political Rights

2

Score

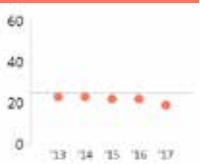
Rank 14%
Min 17

Freedom House

Civil Liberties

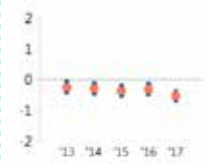
19

Score

Rank 33%
Min 25

Freedom House

Control of Corruption

20%Score -0.53
Median 0.00

World Bank/Brookings WGI

Government Effectiveness

33%Score -0.28
Median 0.00

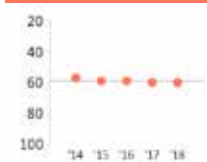
World Bank/Brookings WGI

Rule of Law

33%Score -0.21
Median 0.00

World Bank/Brookings WGI

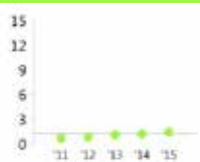
Freedom of Information

47%Score 60
Median 59

Freedom House/CLD

Investing in People

Health Expenditures

54%Score 1.48
Median 1.26

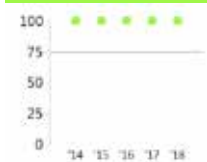
WHO

Primary Education Expenditures

N/AScore N/A
Median 1.47

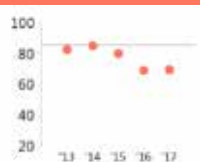
UNESCO

Natural Resource Protection

100%Score 100.0
Median 74.6

CIESIN/YCERP

Immunization Rates

24%Score 69.5
Median 85.3

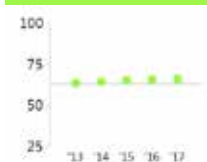
WHO/UNICEF

Girls' Pri Edu Completion Rate

53%Score 74.5
Median 72.0

UNESCO

Child Health

57%Score 65.8
Median 62.6

CIESIN/YCERP

For more information regarding the Millennium Challenge Account Selection Process and these indicators, please consult MCC's website www.mcc.gov/selection

Côte d'Ivoire FY19

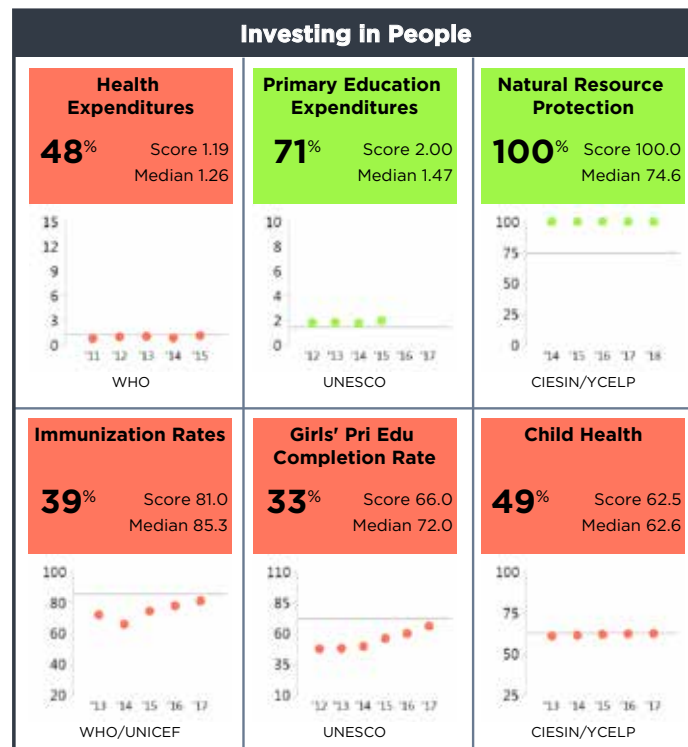
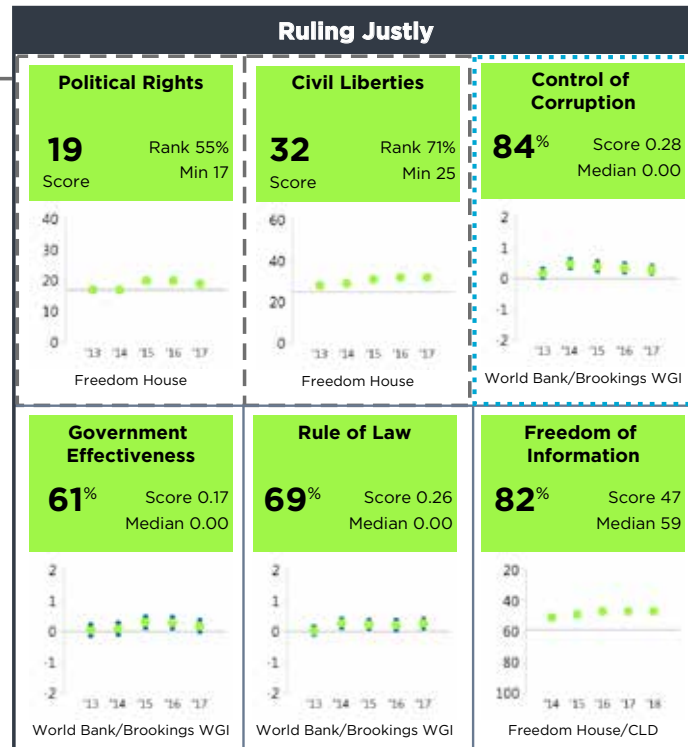
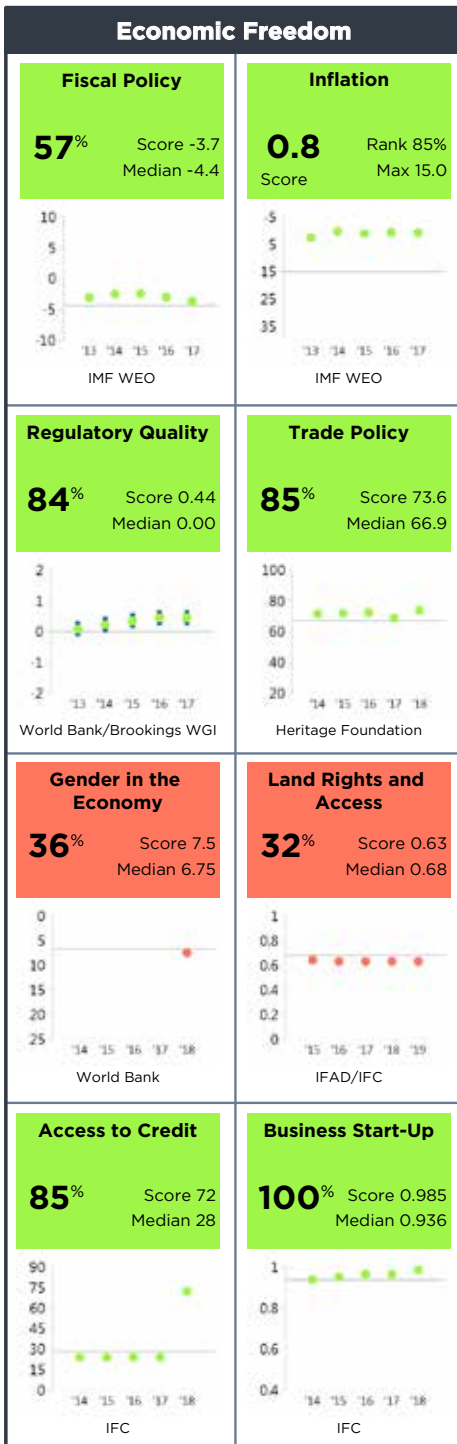
Population 24,295,000
 GNI/Cap \$1,540
 Category GNI/Cap ≤ \$1,875

Half Scorecard Passed ✓

Control of Corruption ✓

Democratic Rights ✓

Côte d'Ivoire



Eritrea FY19

Population 4,475,000

GNI/Cap

Category GNI/Cap ≤ \$1,875

Half Scorecard Passed X

Control of Corruption X


Democratic Rights X

Eritrea

Economic Freedom

Fiscal Policy

2% Score -14.7
Median -4.4



Inflation

9.0 Rank 24%
Score Max 15.0



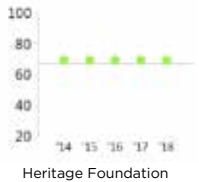
Regulatory Quality

4% Score -1.40
Median 0.00



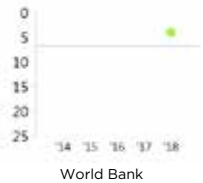
Trade Policy

55% Score 69.2
Median 66.9



Gender in the Economy

79% Score 4
Median 6.75




Land Rights and Access

96% Score 0.87
Median 0.68



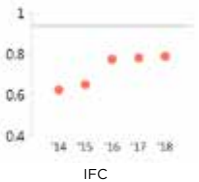
Access to Credit

0% Score 0
Median 28



Business Start-Up

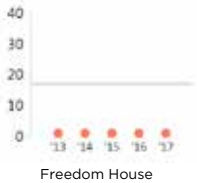
13% Score 0.788
Median 0.936



Ruling Justly

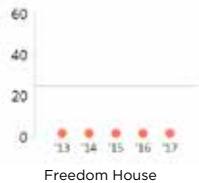
Political Rights

1 Rank 6%
Score Min 17



Civil Liberties

2 Rank 0%
Score Min 25



Control of Corruption

31% Score -0.40
Median 0.00



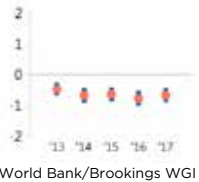
Government Effectiveness

14% Score -0.81
Median 0.00



Rule of Law

16% Score -0.67
Median 0.00



Freedom of Information

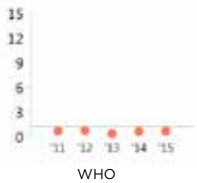
4% Score 94
Median 59



Investing in People


Health Expenditures

22% Score 0.76
Median 1.26



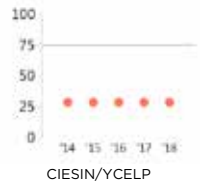
Primary Education Expenditures

N/A Score N/A
Median 1.47




Natural Resource Protection

22% Score 28.4
Median 74.6




Immunization Rates

92% Score 97.0
Median 85.3



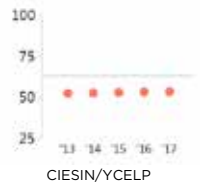
Girls' Pri Edu Completion Rate

5% Score 42.6
Median 72.0



Child Health

33% Score 53.3
Median 62.6



For more information regarding the Millennium Challenge Account Selection Process and these indicators, please consult MCC's website www.mcc.gov/selection

Ethiopia FY19

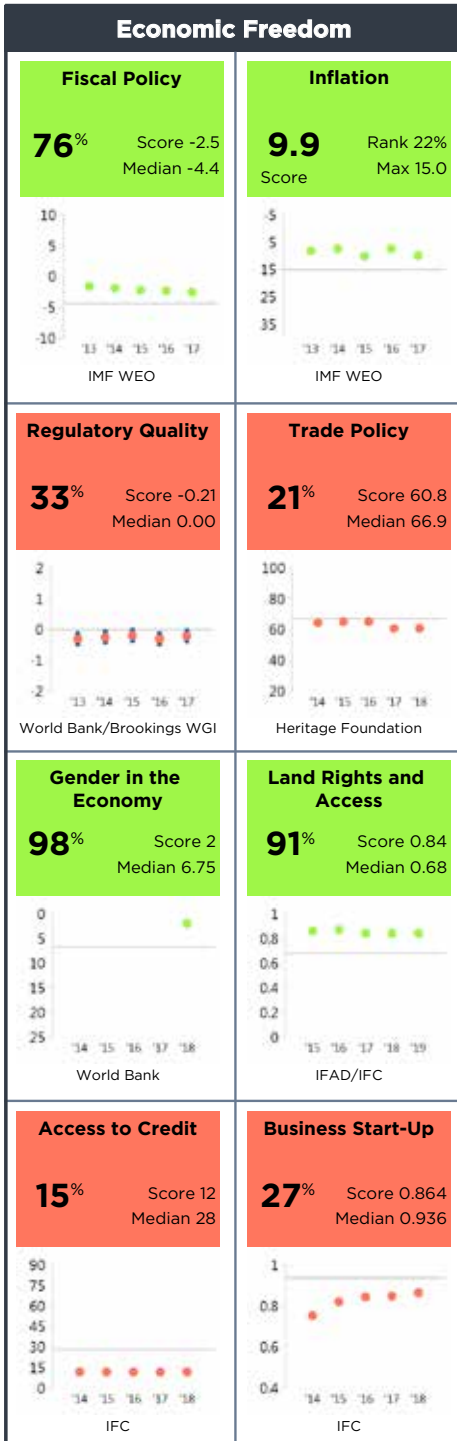
Population 104,957,000

GNI/Cap \$740

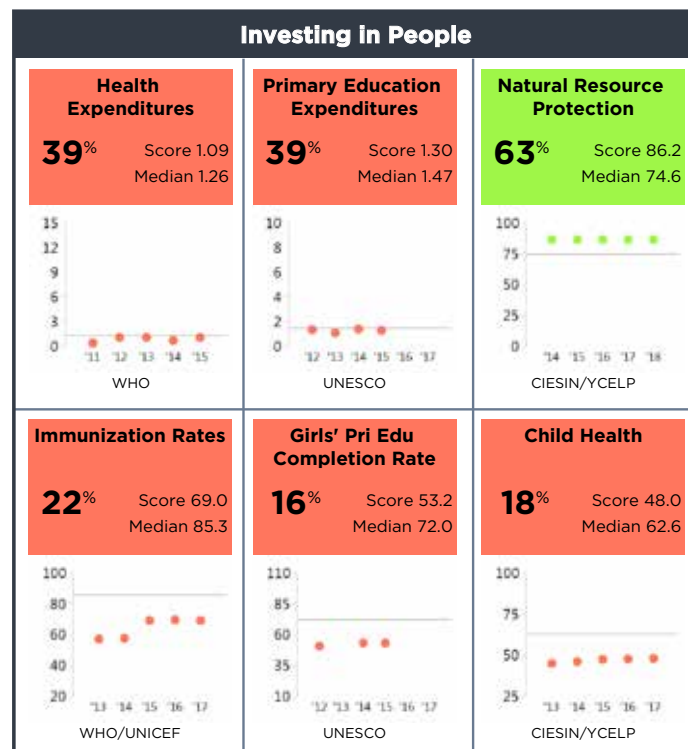
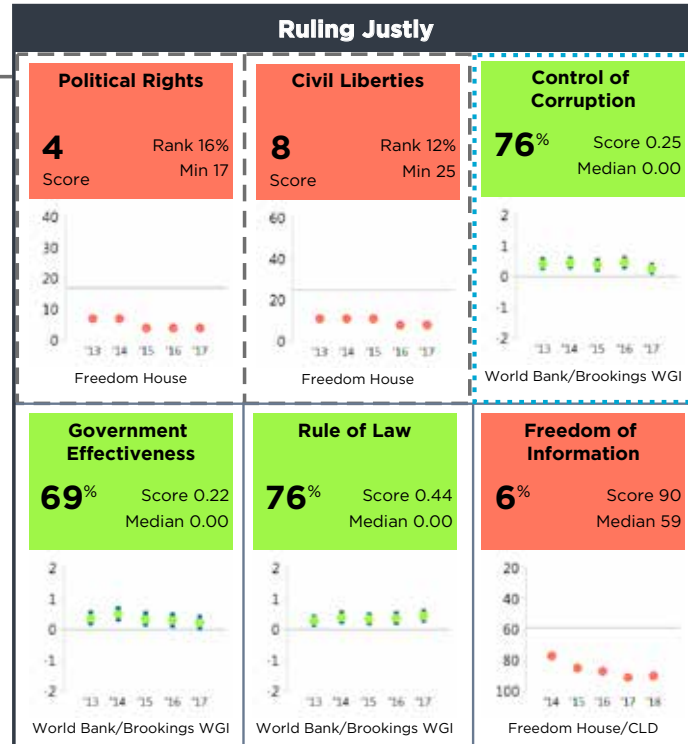
Category GNI/Cap ≤ \$1,875

Half Scorecard Passed **X**Control of Corruption **✓**Democratic Rights **X**

Ethiopia



For more information regarding the Millennium Challenge Account Selection Process and these indicators, please consult MCC's website www.mcc.gov/selection



Gambia FY19

Population 2,101,000

GNI/Cap \$450

Category GNI/Cap ≤ \$1,875

Half Scorecard Passed ✓

Control of Corruption ✓

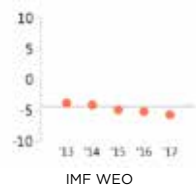
Democratic Rights ✓

Gambia

Economic Freedom

Fiscal Policy

39% Score -5.7
Median -4.4



Inflation

8.0 Rank 30%
Score Max 15.0



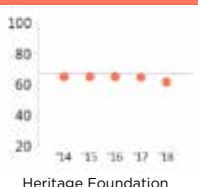
Regulatory Quality

80% Score 0.35
Median 0.00



Trade Policy

23% Score 61.6
Median 66.9



Gender in the Economy

79% Score 4
Median 6.75



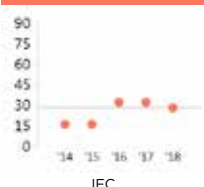
Land Rights and Access

64% Score 0.73
Median 0.68



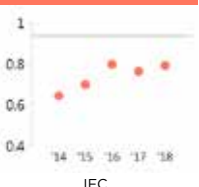
Access to Credit

50% Score 28
Median 28



Business Start-Up

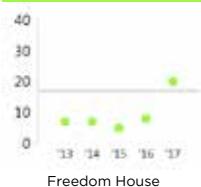
17% Score 0.792
Median 0.936



Ruling Justly

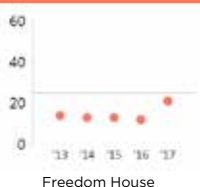
Political Rights

20 Rank 63%
Score Min 17



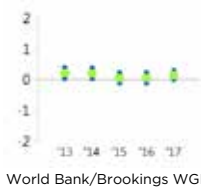
Civil Liberties

21 Rank 39%
Score Min 25



Control of Corruption

63% Score 0.14
Median 0.00



Government Effectiveness

78% Score 0.27
Median 0.00



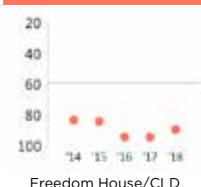
Rule of Law

78% Score 0.44
Median 0.00



Freedom of Information

8% Score 89
Median 59



Investing in People

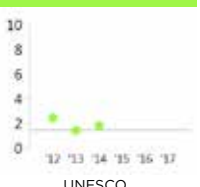
Health Expenditures

91% Score 3.14
Median 1.26



Primary Education Expenditures

63% Score 1.82
Median 1.47



Natural Resource Protection

20% Score 24.0
Median 74.6



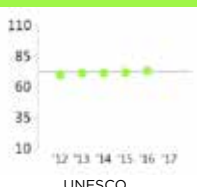
Immunization Rates

76% Score 91.0
Median 85.3



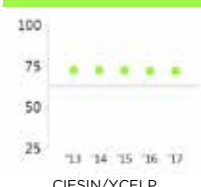
Girls' Pri Edu Completion Rate

51% Score 72.7
Median 72.0



Child Health

69% Score 72.0
Median 62.6



For more information regarding the Millennium Challenge Account Selection Process and these indicators, please consult MCC's website www.mcc.gov/selection

Ghana FY19

Population 28,834,000

GNI/Cap \$1,490

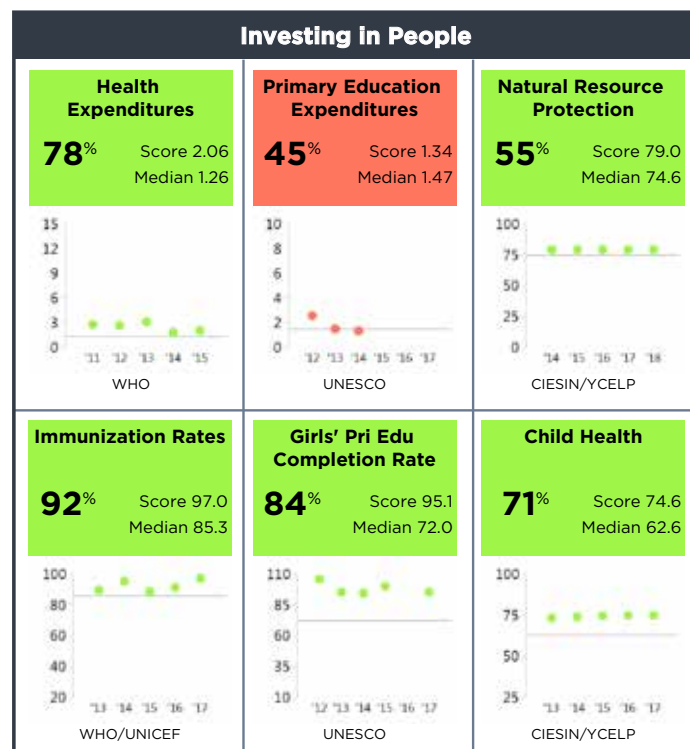
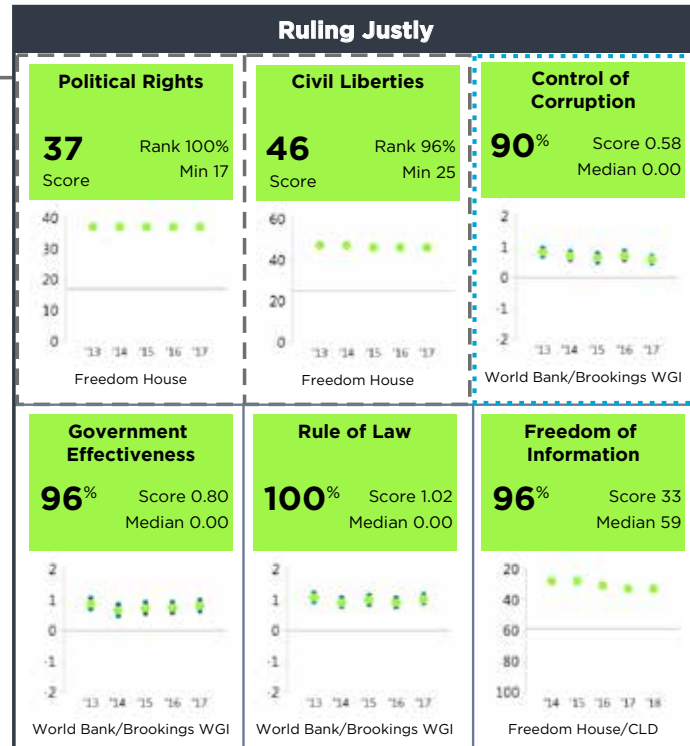
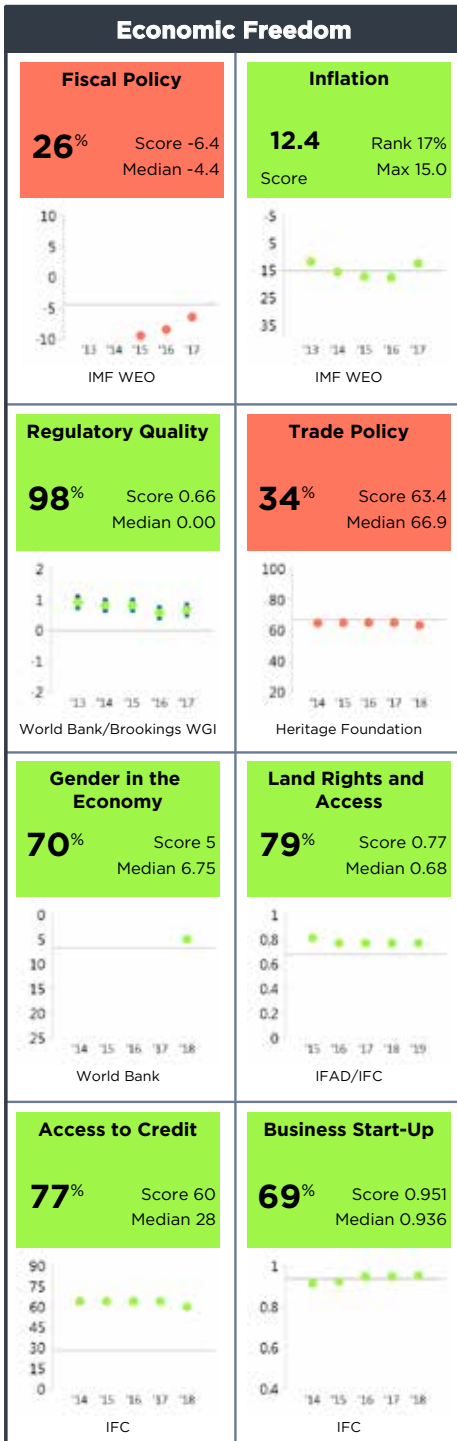
Category GNI/Cap ≤ \$1,875

Half Scorecard Passed ✓

Control of Corruption ✓

Democratic Rights ✓

Ghana



For more information regarding the Millennium Challenge Account Selection Process and these indicators, please consult MCC's website www.mcc.gov/selection

Guinea FY19

Population 12,717,000

GNI/Cap \$820

Category GNI/Cap ≤ \$1,875

Half Scorecard Passed X

Control of Corruption X

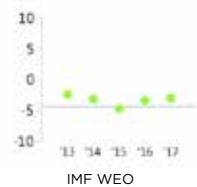
Democratic Rights X

Guinea

Economic Freedom

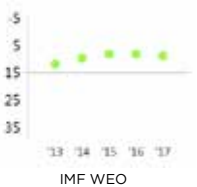
Fiscal Policy

70% Score -3.0
Median -4.4



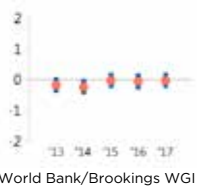
Inflation

8.9 Rank 26%
Score Max 15.0



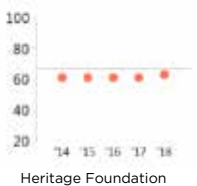
Regulatory Quality

39% Score -0.04
Median 0.00



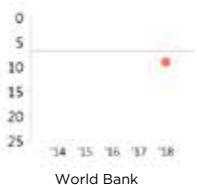
Trade Policy

32% Score 63.2
Median 66.9



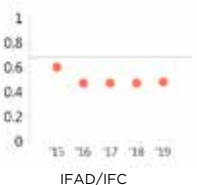
Gender in the Economy

21% Score 9
Median 6.75



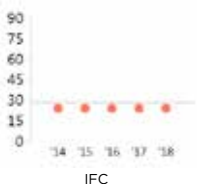
Land Rights and Access

6% Score 0.48
Median 0.68



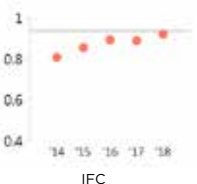
Access to Credit

23% Score 24
Median 28



Business Start-Up

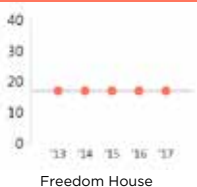
44% Score 0.920
Median 0.936



Ruling Justly

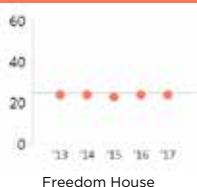
Political Rights

17 Rank 47%
Score Min 17



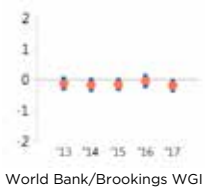
Civil Liberties

24 Rank 43%
Score Min 25



Control of Corruption

43% Score -0.20
Median 0.00



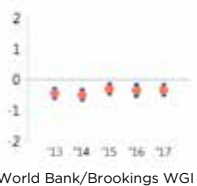
Government Effectiveness

45% Score -0.13
Median 0.00



Rule of Law

29% Score -0.34
Median 0.00



Freedom of Information

39% Score 66
Median 59



Investing in People

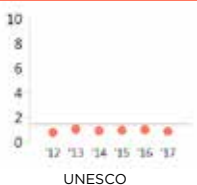
Health Expenditures

24% Score 0.78
Median 1.26



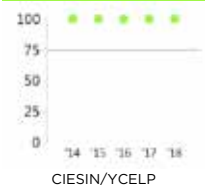
Primary Education Expenditures

8% Score 0.90
Median 1.47




Natural Resource Protection

76% Score 99.7
Median 74.6



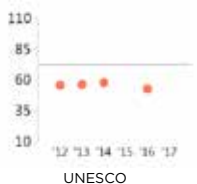
Immunization Rates

6% Score 46.5
Median 85.3



Girls' Pri Edu Completion Rate

14% Score 52.4
Median 72.0



Child Health

41% Score 57.4
Median 62.6



For more information regarding the Millennium Challenge Account Selection Process and these indicators, please consult MCC's website www.mcc.gov/selection

Guinea-Bissau FY19

Population 1,861,000

GNI/Cap \$660

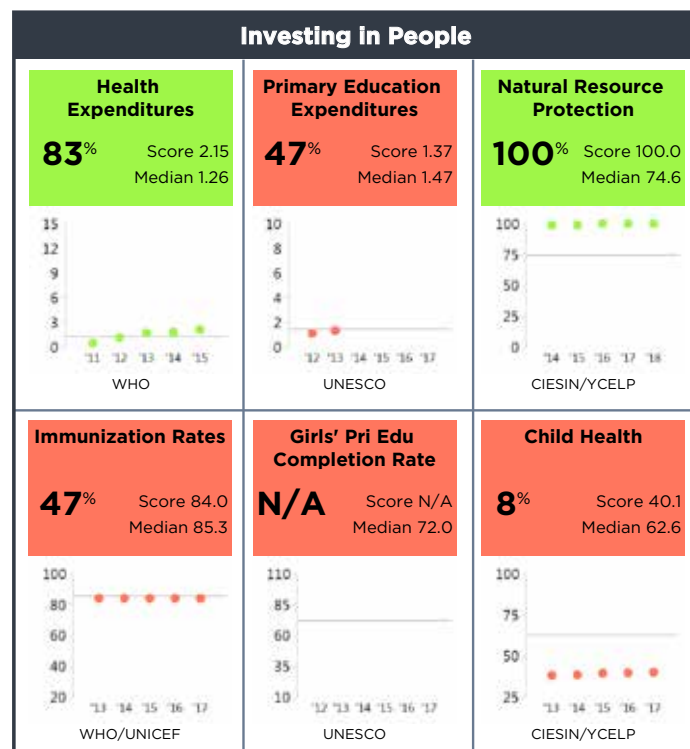
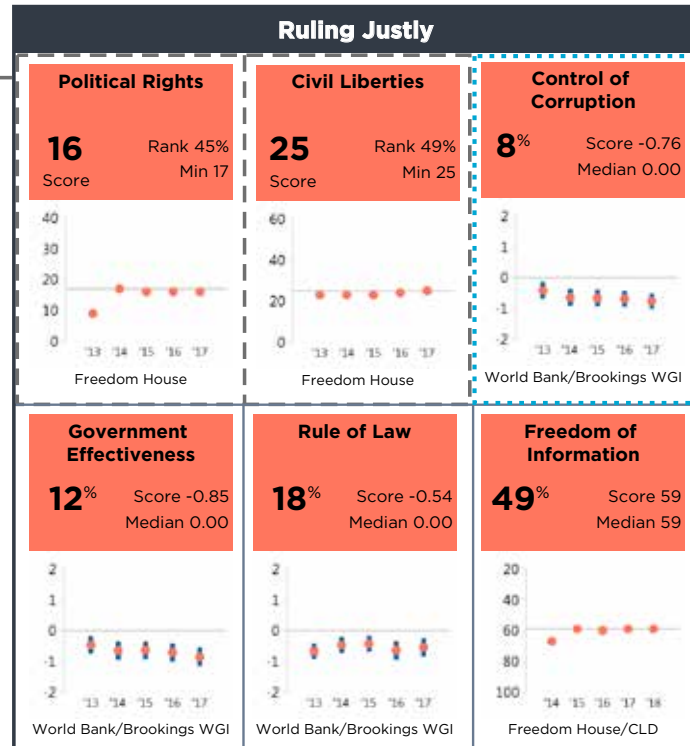
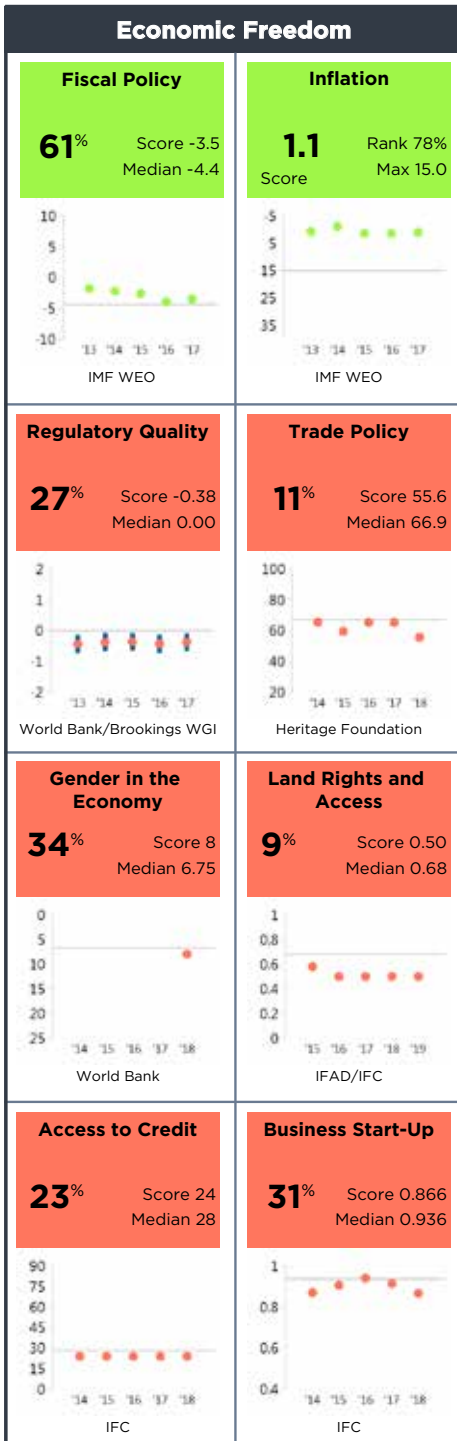
Category GNI/Cap ≤ \$1,875

Half Scorecard Passed X

Control of Corruption X

Democratic Rights X

Guinea-Bissau



For more information regarding the Millennium Challenge Account Selection Process and these indicators, please consult MCC's website www.mcc.gov/selection

Haiti FY19

Population 10,981,000

GNI/Cap \$760

Category GNI/Cap ≤ \$1,875

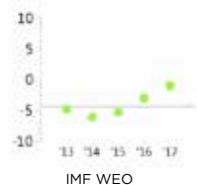
Half Scorecard Passed **X**Control of Corruption **X**Democratic Rights **X**

Haiti

Economic Freedom

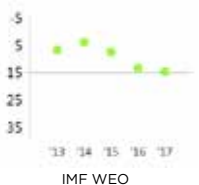
Fiscal Policy

89% Score -1.0
Median -4.4



Inflation

14.7 Rank 13%
Score Max 15.0



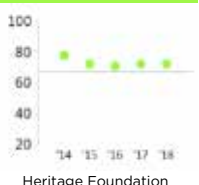
Regulatory Quality

22% Score -0.52
Median 0.00



Trade Policy

77% Score 72.0
Median 66.9



Gender in the Economy

49% Score 7
Median 6.75



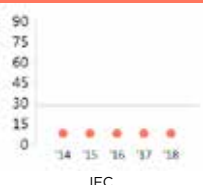
Land Rights and Access

2% Score 0.36
Median 0.68



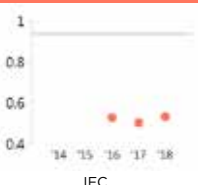
Access to Credit

6% Score 8
Median 28



Business Start-Up

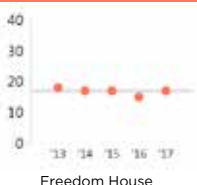
0% Score 0.534
Median 0.936



Ruling Justly

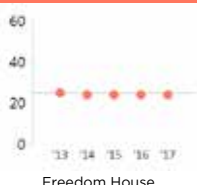
Political Rights

17 Rank 47%
Score Min 17



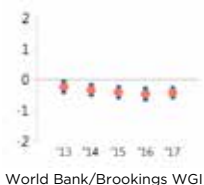
Civil Liberties

24 Rank 43%
Score Min 25



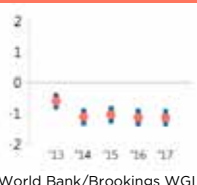
Control of Corruption

29% Score -0.43
Median 0.00



Government Effectiveness

4% Score -1.14
Median 0.00



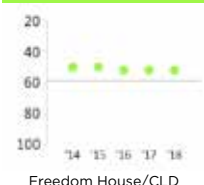
Rule of Law

35% Score -0.20
Median 0.00



Freedom of Information

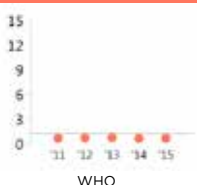
67% Score 52
Median 59



Investing in People

Health Expenditures

15% Score 0.73
Median 1.26



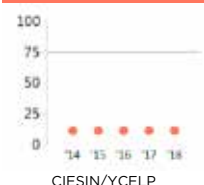
Primary Education Expenditures

N/A Score N/A
Median 1.47



Natural Resource Protection

12% Score 11.1
Median 74.6



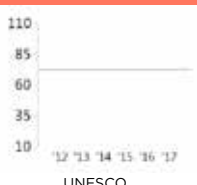
Immunization Rates

10% Score 56.5
Median 85.3



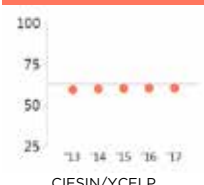
Girls' Pri Edu Completion Rate

N/A Score N/A
Median 72.0



Child Health

45% Score 60.3
Median 62.6



For more information regarding the Millennium Challenge Account Selection Process and these indicators, please consult MCC's website www.mcc.gov/selection

India FY19

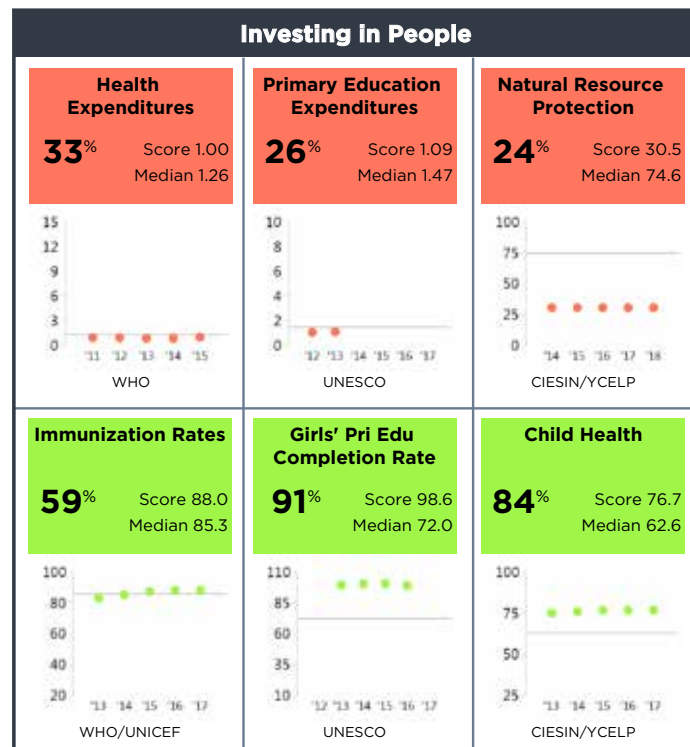
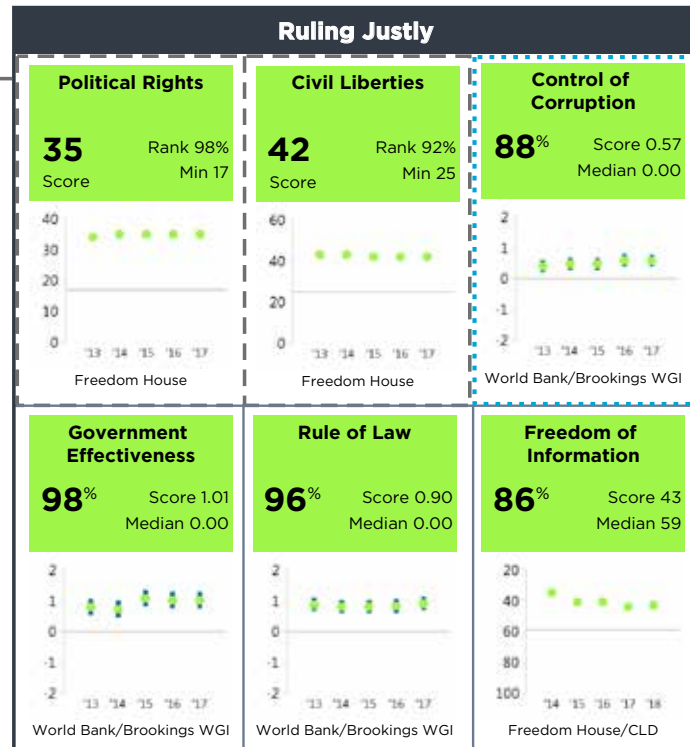
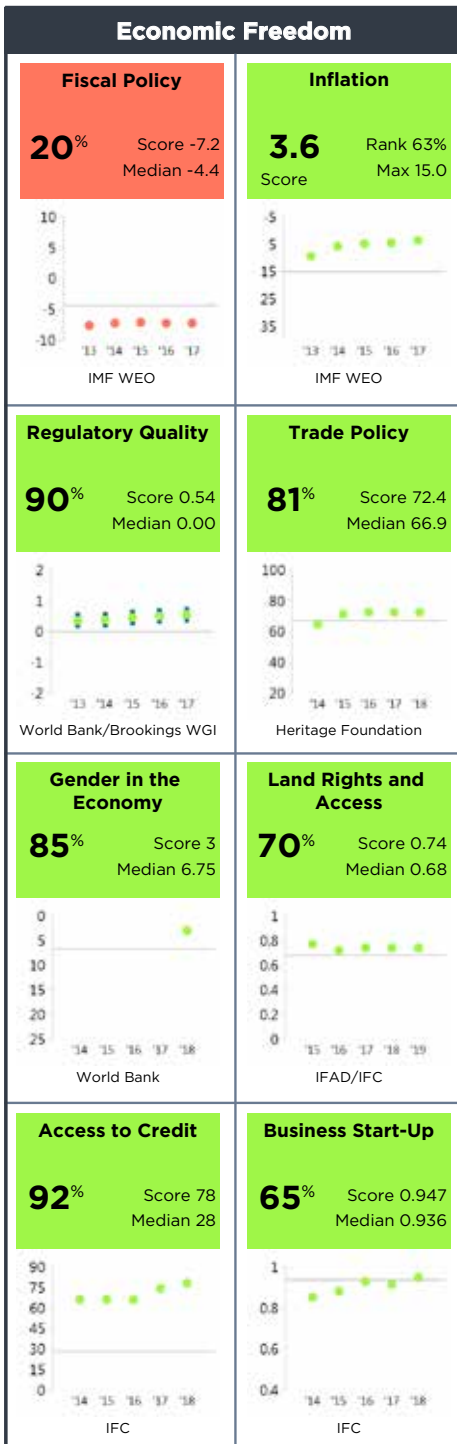
Population 1,339,180,000
 GNI/Cap \$1,820
 Category GNI/Cap ≤ \$1,875

Half Scorecard Passed ✓

Control of Corruption ✓

Democratic Rights ✓

India



For more information regarding the Millennium Challenge Account Selection Process and these indicators, please consult MCC's website www.mcc.gov/selection

Kenya FY19

Population 49,700,000

GNI/Cap \$1,440

Category GNI/Cap ≤ \$1,875

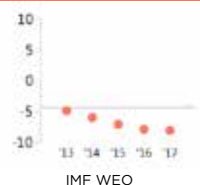
Half Scorecard Passed ✓Control of Corruption XDemocratic Rights ✓

Kenya

Economic Freedom

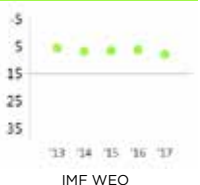
Fiscal Policy

9% Score -8.1
Median -4.4



Inflation

8.0 Rank 33%
Score Max 15.0



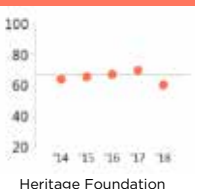
Regulatory Quality

92% Score 0.57
Median 0.00



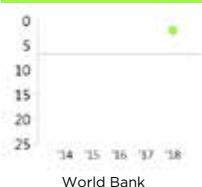
Trade Policy

17% Score 60.4
Median 66.9



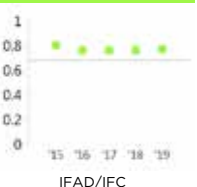
Gender in the Economy

98% Score 2
Median 6.75



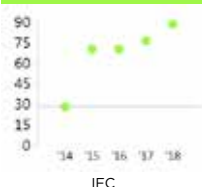
Land Rights and Access

81% Score 0.77
Median 0.68



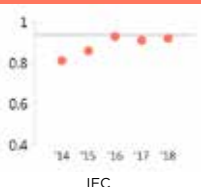
Access to Credit

96% Score 88
Median 28



Business Start-Up

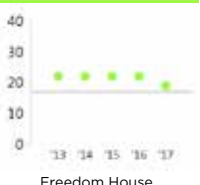
42% Score 0.919
Median 0.936



Ruling Justly

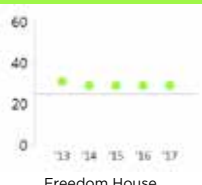
Political Rights

19 Rank 55%
Score Min 17



Civil Liberties

29 Rank 59%
Score Min 25



Control of Corruption

45% Score -0.15
Median 0.00



Government Effectiveness

94% Score 0.60
Median 0.00



Rule of Law

82% Score 0.48
Median 0.00



Freedom of Information

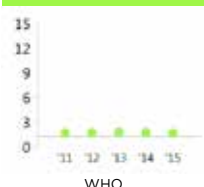
55% Score 57
Median 59



Investing in People

Health Expenditures

65% Score 1.73
Median 1.26



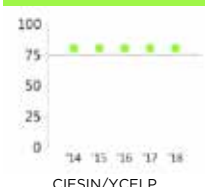
Primary Education Expenditures

66% Score 1.92
Median 1.47



Natural Resource Protection

57% Score 80.1
Median 74.6




Immunization Rates

51% Score 85.5
Median 85.3



Girls' Pri Edu Completion Rate

93% Score 102.4
Median 72.0



Child Health

53% Score 64.8
Median 62.6



For more information regarding the Millennium Challenge Account Selection Process and these indicators, please consult MCC's website www.mcc.gov/selection

Korea, Dem. Rep. FY19

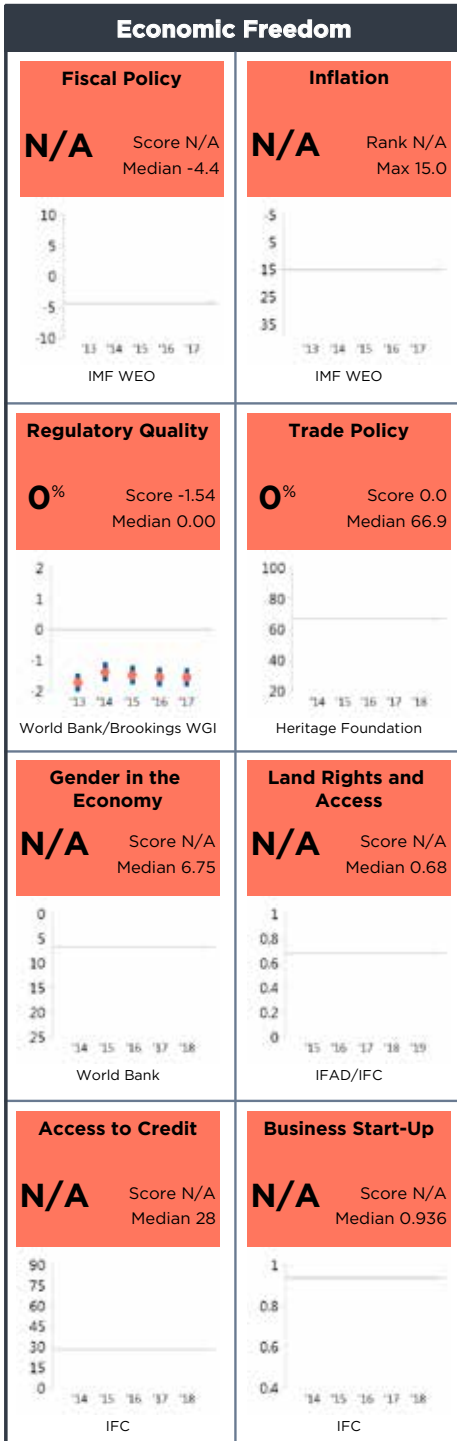
Population 25,491,000

GNI/Cap

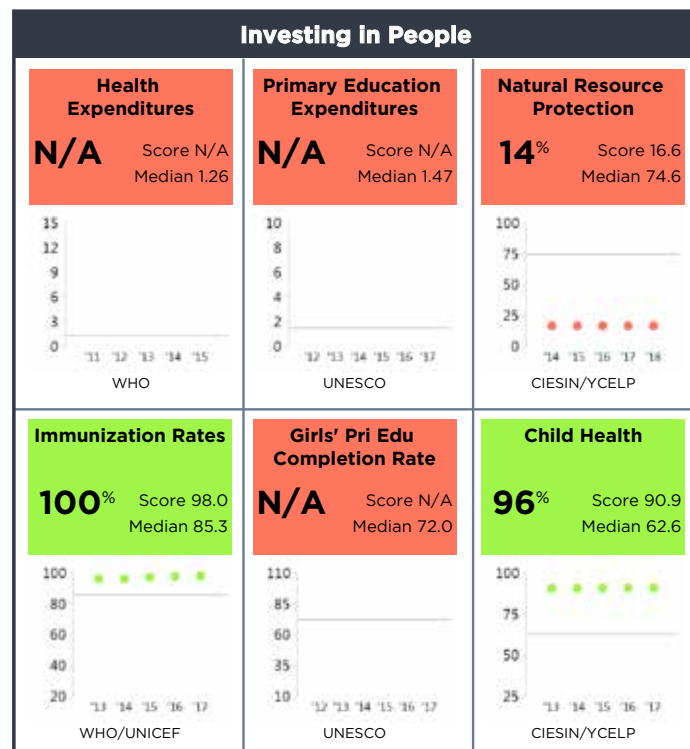
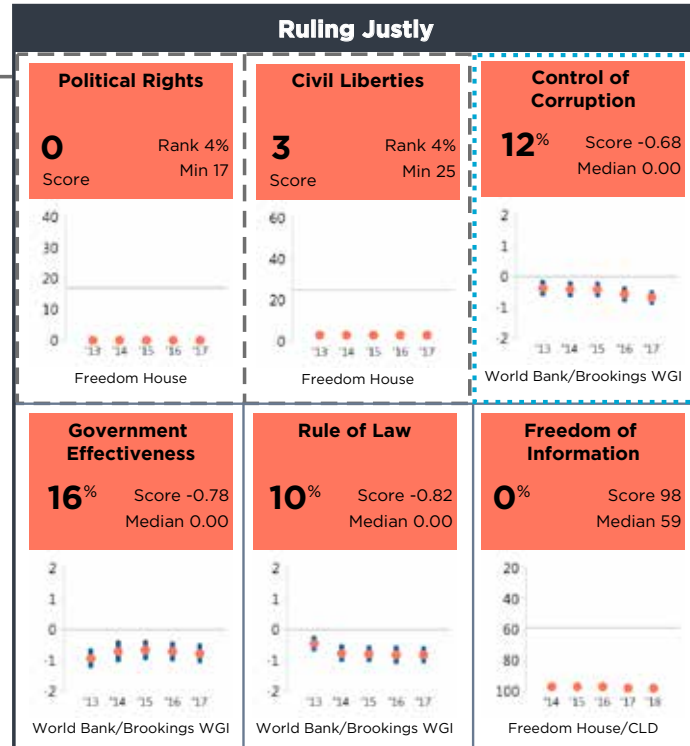
Category GNI/Cap ≤ \$1,875

Half Scorecard Passed **X**Control of Corruption **X**Democratic Rights **X**

Korea, Dem. Rep.



For more information regarding the Millennium Challenge Account Selection Process and these indicators, please consult MCC's website www.mcc.gov/selection



Kyrgyz Republic FY19

Population 6,202,000

GNI/Cap \$1,130

Category GNI/Cap ≤ \$1,875

Half Scorecard Passed ✓

Control of Corruption X

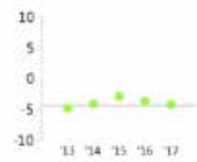
Democratic Rights X

Kyrgyz Republic

Economic Freedom

Fiscal Policy

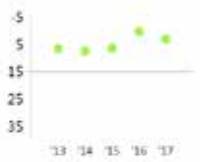
54% Score -4.2
Median -4.4



IMF WEO

Inflation

3.2 Rank 65%
Score Max 15.0



IMF WEO

Regulatory Quality

86% Score 0.45
Median 0.00



World Bank/Brookings WGI

Trade Policy

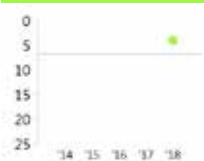
98% Score 78.6
Median 66.9



Heritage Foundation

Gender in the Economy

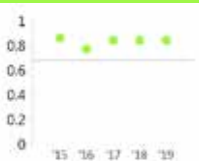
79% Score 4
Median 6.75



World Bank

Land Rights and Access

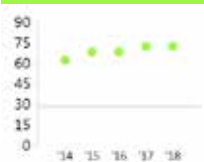
94% Score 0.84
Median 0.68



IFAD/IFC

Access to Credit


85% Score 72
Median 28



IFC

Business Start-Up

94% Score 0.977
Median 0.936



IFC

Ruling Justly

Political Rights

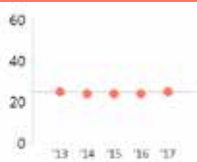
12 Rank 39%
Score Min 17



Freedom House

Civil Liberties

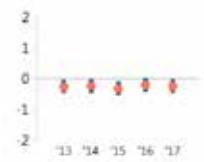
25 Rank 49%
Score Min 25



Freedom House

Control of Corruption

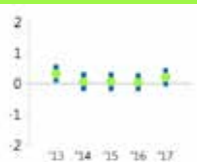
37% Score -0.25
Median 0.00



World Bank/Brookings WGI

Government Effectiveness

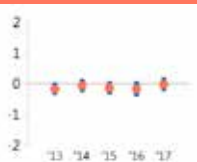
67% Score 0.20
Median 0.00



World Bank/Brookings WGI

Rule of Law

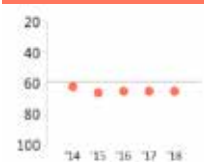
49% Score -0.03
Median 0.00



World Bank/Brookings WGI

Freedom of Information

43% Score 65
Median 59



Freedom House/CLD

Investing in People

Health Expenditures

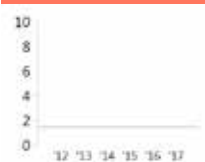
98% Score 3.69
Median 1.26



WHO

Primary Education Expenditures

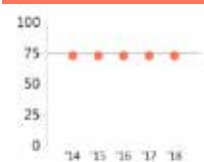
N/A Score N/A
Median 1.47



UNESCO

Natural Resource Protection

49% Score 72.5
Median 74.6



CIESIN/YCERP

Immunization Rates

84% Score 93.5
Median 85.3



WHO/UNICEF

Girls' Pri Edu Completion Rate

95% Score 103.4
Median 72.0



UNESCO

Child Health

98% Score 94.4
Median 62.6



CIESIN/YCERP

For more information regarding the Millennium Challenge Account Selection Process and these indicators, please consult MCC's website www.mcc.gov/selection

Lesotho FY19

Population 2,233,000

GNI/Cap \$1,280

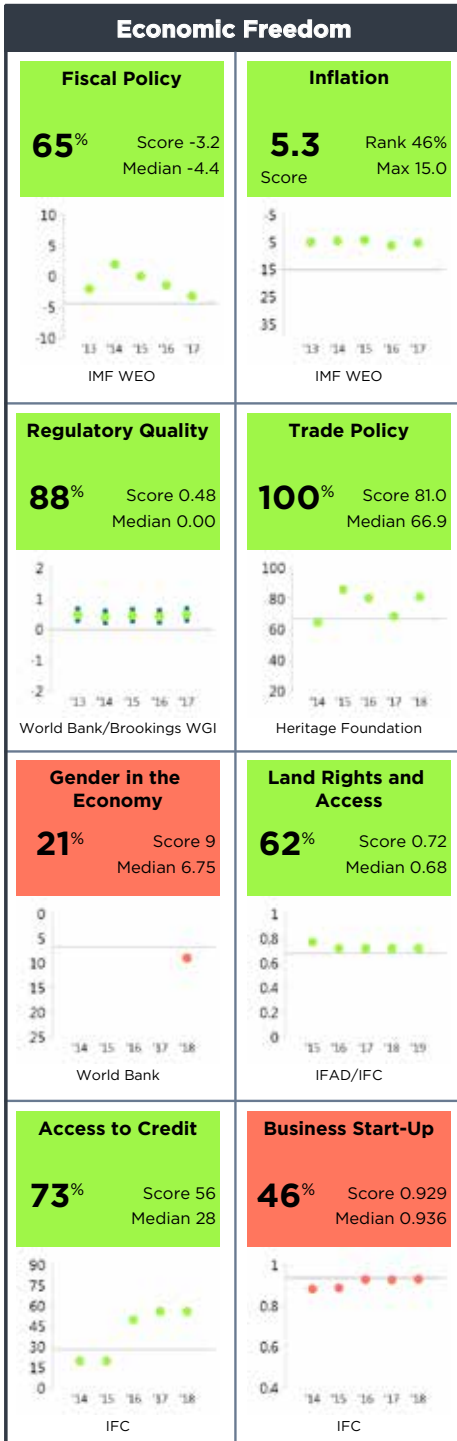
Category GNI/Cap ≤ \$1,875

Half Scorecard Passed ✓

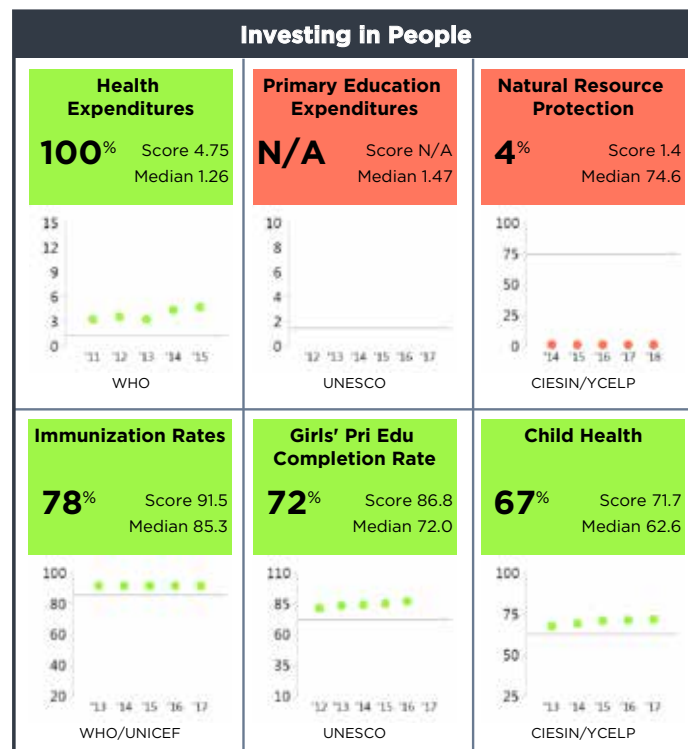
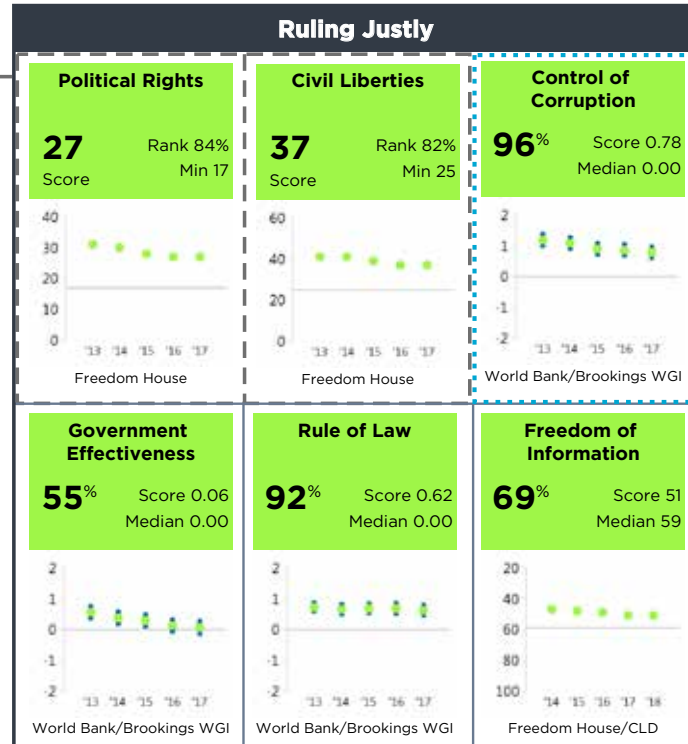
Control of Corruption ✓

Democratic Rights ✓

Lesotho



For more information regarding the Millennium Challenge Account Selection Process and these indicators, please consult MCC's website www.mcc.gov/selection



Liberia FY19

Population 4,732,000

GNI/Cap \$380

Category GNI/Cap ≤ \$1,875

Half Scorecard Passed X

Control of Corruption ✓

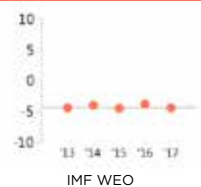
Democratic Rights ✓

Liberia

Economic Freedom

Fiscal Policy

48% Score -4.4
Median -4.4



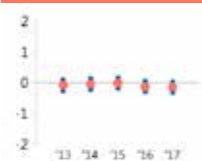
Inflation

12.4 Rank 15%
Score Max 15.0



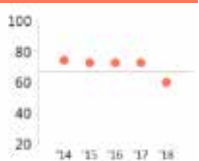
Regulatory Quality

35% Score -0.15
Median 0.00



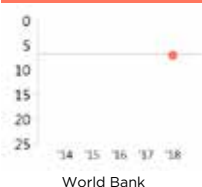
Trade Policy

15% Score 60.1
Median 66.9



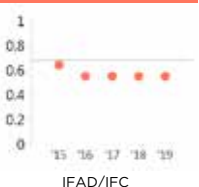
Gender in the Economy

49% Score 7
Median 6.75



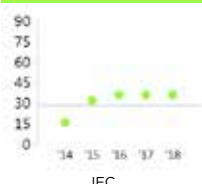
Land Rights and Access

13% Score 0.55
Median 0.68



Access to Credit

58% Score 36
Median 28



Business Start-Up

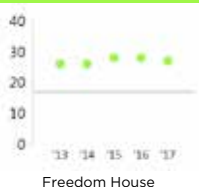
63% Score 0.946
Median 0.936



Ruling Justly

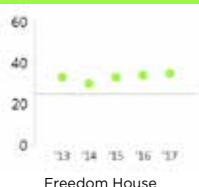
Political Rights

27 Rank 84%
Score Min 17



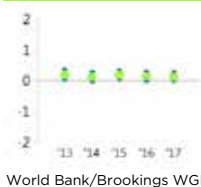
Civil Liberties

35 Rank 80%
Score Min 25



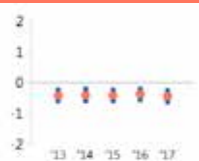
Control of Corruption

59% Score 0.12
Median 0.00



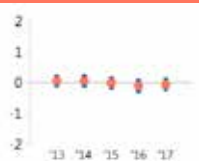
Government Effectiveness

24% Score -0.45
Median 0.00



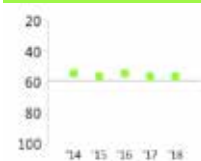
Rule of Law

45% Score -0.07
Median 0.00



Freedom of Information

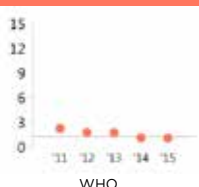
59% Score 56
Median 59



Investing in People

Health Expenditures

43% Score 1.13
Median 1.26



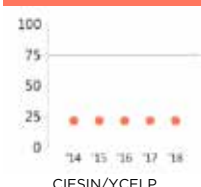
Primary Education Expenditures

5% Score 0.85
Median 1.47



Natural Resource Protection

18% Score 21.5
Median 74.6



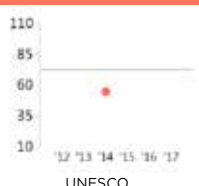
Immunization Rates

57% Score 86.5
Median 85.3



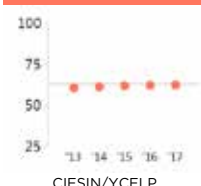
Girls' Pri Edu Completion Rate

19% Score 54.2
Median 72.0



Child Health

47% Score 62.2
Median 62.6



For more information regarding the Millennium Challenge Account Selection Process and these indicators, please consult MCC's website www.mcc.gov/selection

Madagascar FY19

Population 25,571,000

GNI/Cap \$400

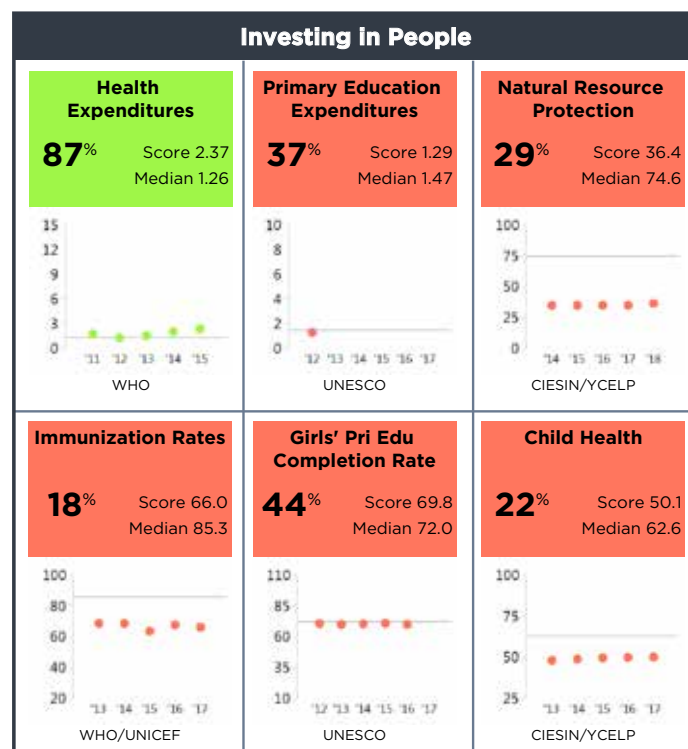
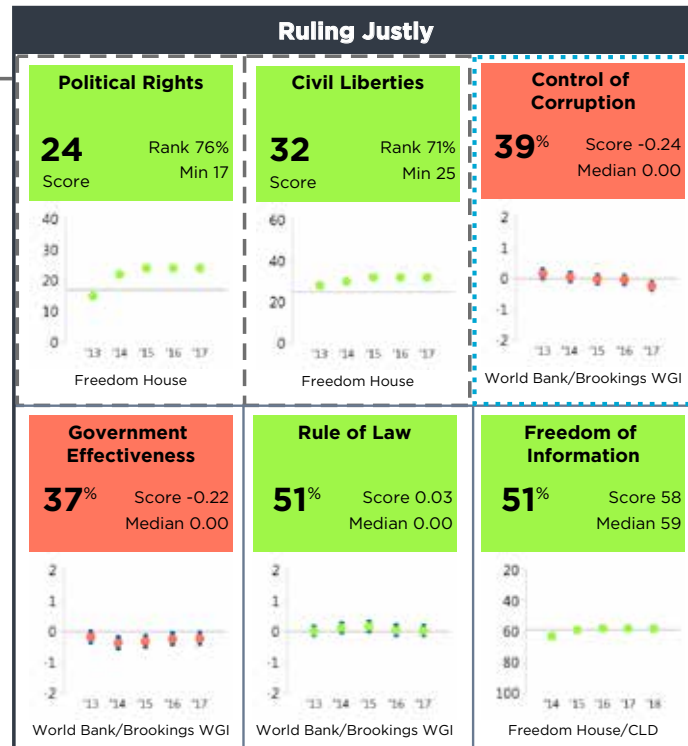
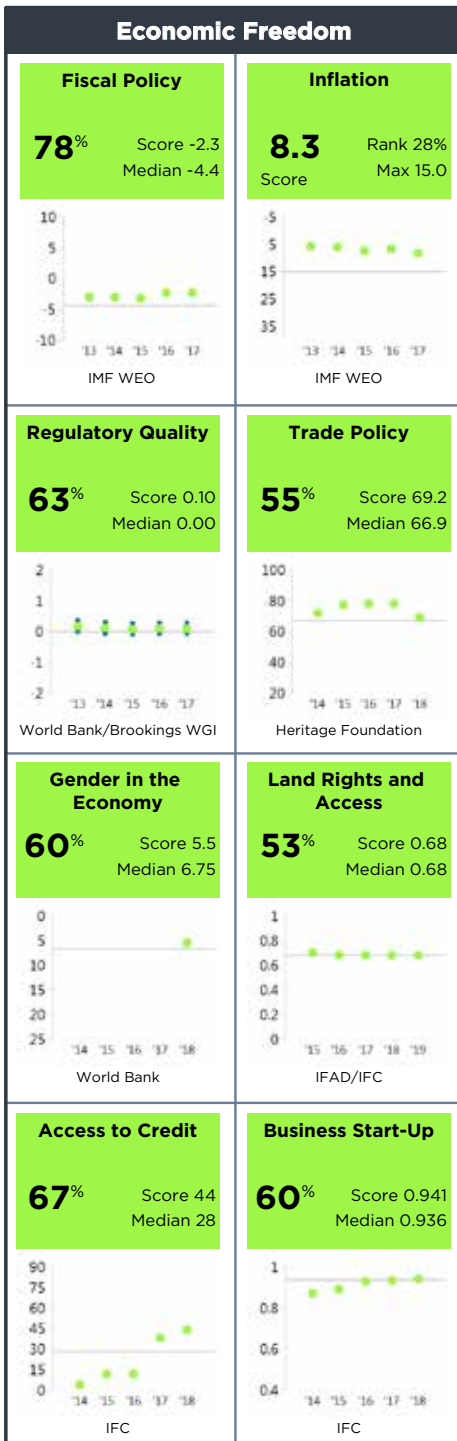
Category GNI/Cap ≤ \$1,875

Half Scorecard Passed ✓

Control of Corruption X

Democratic Rights ✓

Madagascar



Malawi FY19

Population 18,622,000

GNI/Cap \$320

Category GNI/Cap ≤ \$1,875

Half Scorecard Passed ✓

Control of Corruption ✓

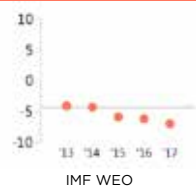
Democratic Rights ✓

Malawi

Economic Freedom

Fiscal Policy

22% Score -7.0
Median -4.4



Inflation

12.2 Rank 20%
Score Max 15.0



Regulatory Quality

55% Score 0.05
Median 0.00



Trade Policy

91% Score 75.4
Median 66.9



Gender in the Economy

98% Score 2
Median 6.75



Land Rights and Access

83% Score 0.77
Median 0.68



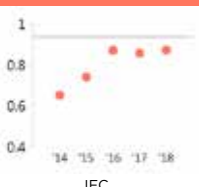
Access to Credit

94% Score 86
Median 28



Business Start-Up

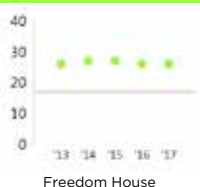
33% Score 0.871
Median 0.936



Ruling Justly

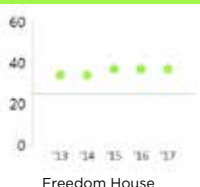
Political Rights

26 Rank 82%
Score Min 17



Civil Liberties

37 Rank 82%
Score Min 25



Control of Corruption

65% Score 0.15
Median 0.00




Government Effectiveness

73% Score 0.25
Median 0.00



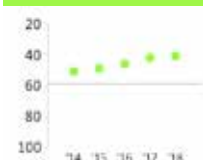
Rule of Law

86% Score 0.52
Median 0.00



Freedom of Information

88% Score 41
Median 59



Investing in People

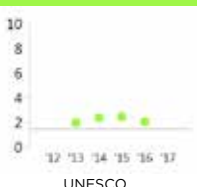
Health Expenditures

89% Score 2.67
Median 1.26



Primary Education Expenditures

76% Score 2.09
Median 1.47



Natural Resource Protection

80% Score 100.0
Median 74.6



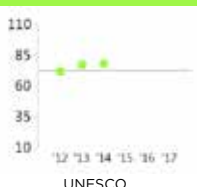
Immunization Rates

51% Score 85.5
Median 85.3



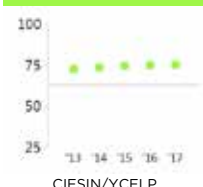
Girls' Pri Edu Completion Rate

63% Score 77.6
Median 72.0



Child Health

76% Score 75.0
Median 62.6



For more information regarding the Millennium Challenge Account Selection Process and these indicators, please consult MCC's website www.mcc.gov/selection

Mali FY19

Population 18,542,000

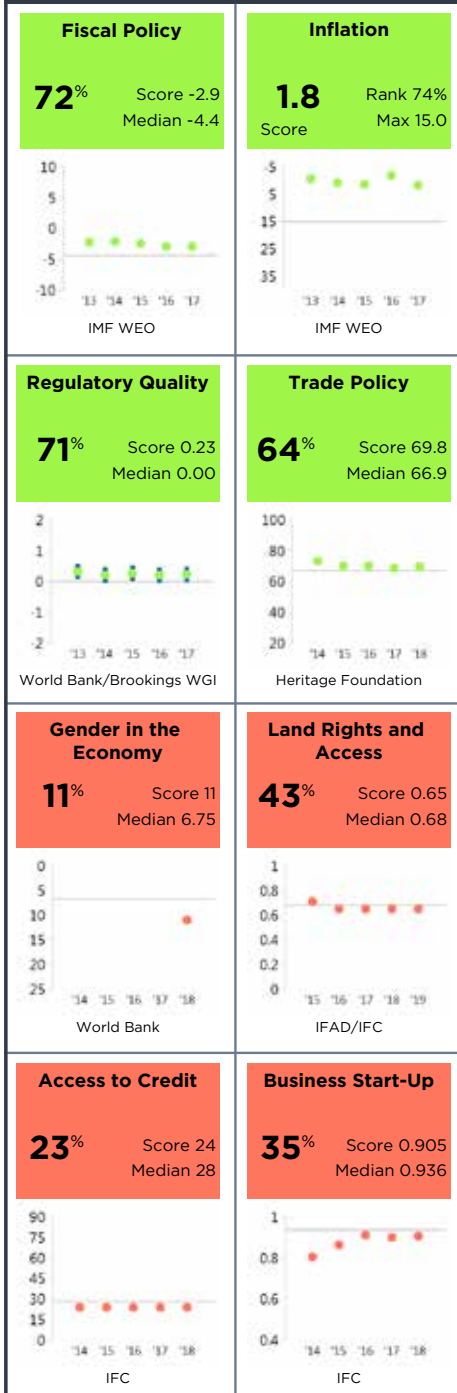
GNI/Cap \$770

Category GNI/Cap ≤ \$1,875

Half Scorecard Passed **X**Control of Corruption **✓**Democratic Rights **✓**

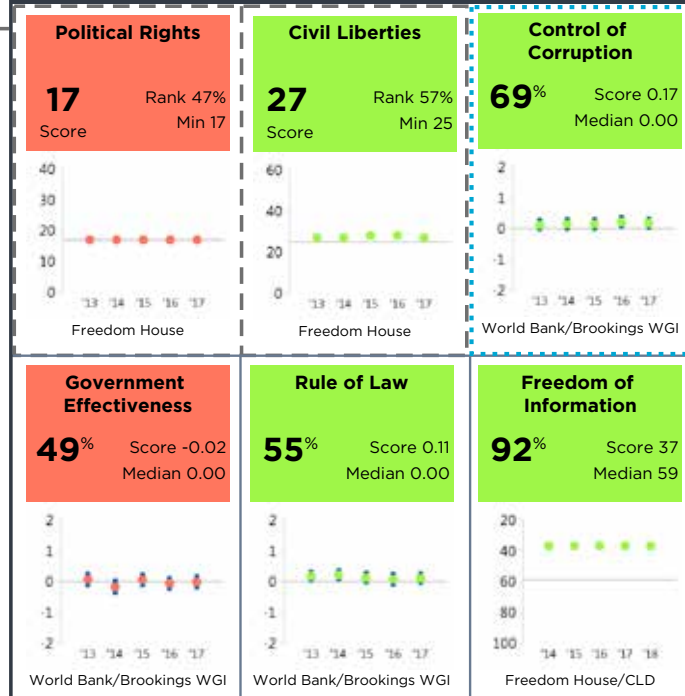
Mali

Economic Freedom

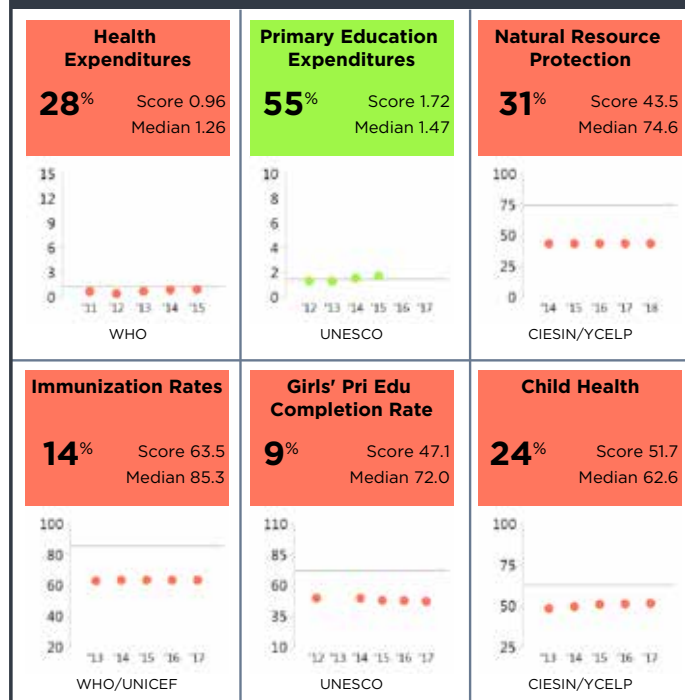


For more information regarding the Millennium Challenge Account Selection Process and these indicators, please consult MCC's website www.mcc.gov/selection

Ruling Justly



Investing in People



Mauritania FY19

Population 4,420,000

GNI/Cap \$1,100

Category GNI/Cap ≤ \$1,875

Half Scorecard Passed ✓

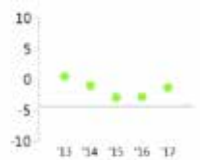
Control of Corruption ✓

Democratic Rights X

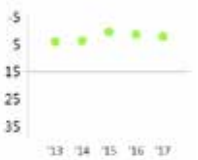
Mauritania

Economic Freedom

Fiscal Policy

87% Score -1.3
Median -4.4

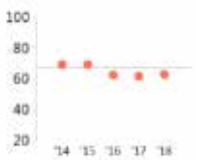
Inflation

2.3 Rank 72%
Score Max 15.0

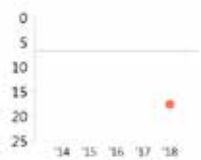
Regulatory Quality

53% Score 0.02
Median 0.00

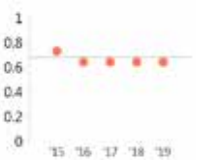
Trade Policy

28% Score 62.6
Median 66.9

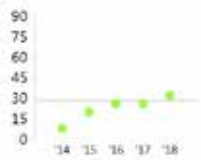
Gender in the Economy

2% Score 17.5
Median 6.75


Land Rights and Access

40% Score 0.64
Median 0.68

Access to Credit

56% Score 32
Median 28

Business Start-Up

79% Score 0.967
Median 0.936

Ruling Justly

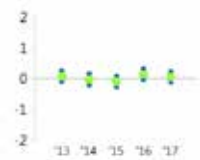
Political Rights

9 Rank 29%
Score Min 17

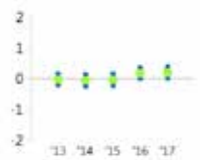
Civil Liberties

21 Rank 39%
Score Min 25

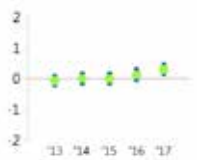
Control of Corruption

53% Score 0.05
Median 0.00

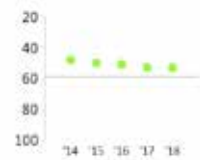
Government Effectiveness

65% Score 0.19
Median 0.00

Rule of Law

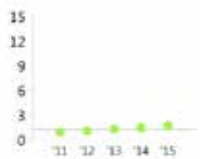
73% Score 0.29
Median 0.00

Freedom of Information

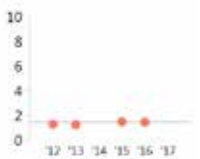
65% Score 53
Median 59

Investing in People

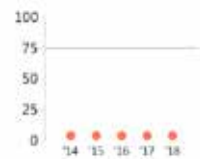
Health Expenditures

67% Score 1.81
Median 1.26

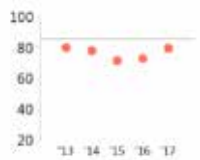
Primary Education Expenditures

50% Score 1.47
Median 1.47

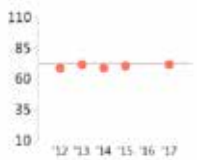
Natural Resource Protection

6% Score 3.8
Median 74.6

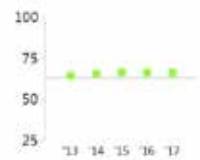
Immunization Rates

33% Score 79.5
Median 85.3

Girls' Pri Edu Completion Rate

49% Score 71.3
Median 72.0

Child Health

59% Score 65.9
Median 62.6

For more information regarding the Millennium Challenge Account Selection Process and these indicators, please consult MCC's website www.mcc.gov/selection

Mozambique FY19

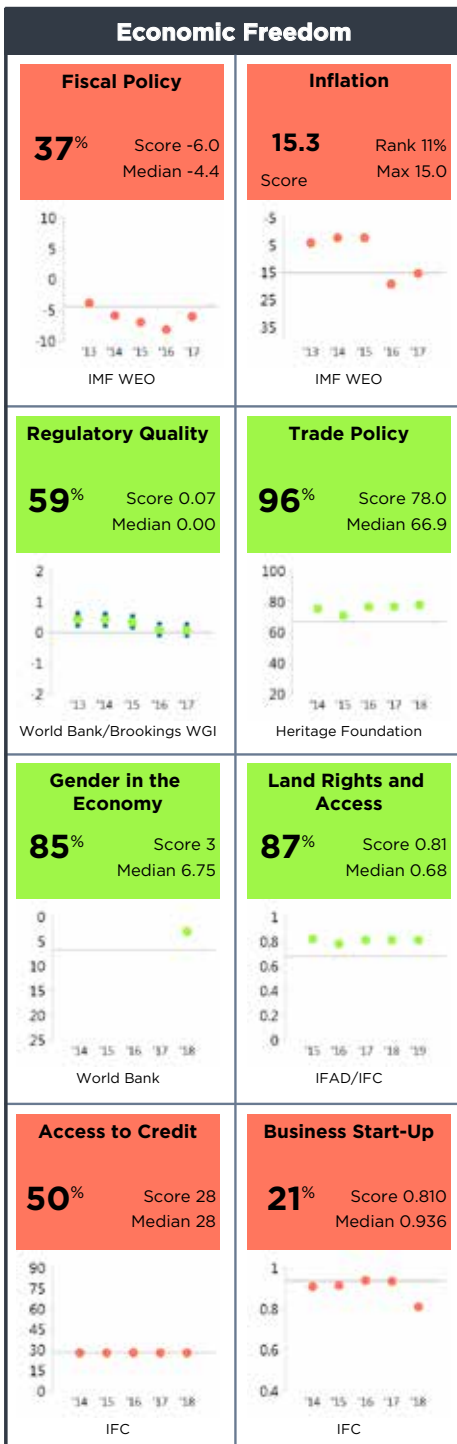
Population 29,669,000

GNI/Cap \$420

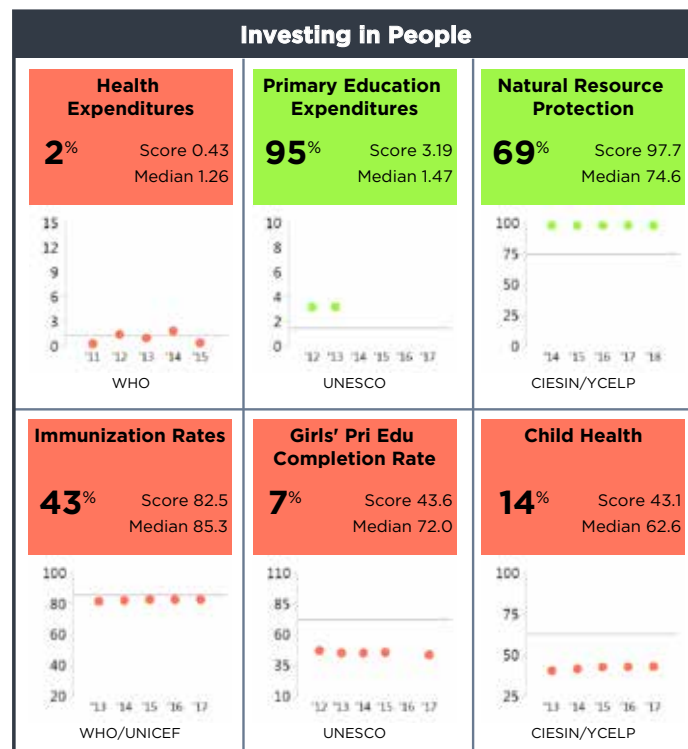
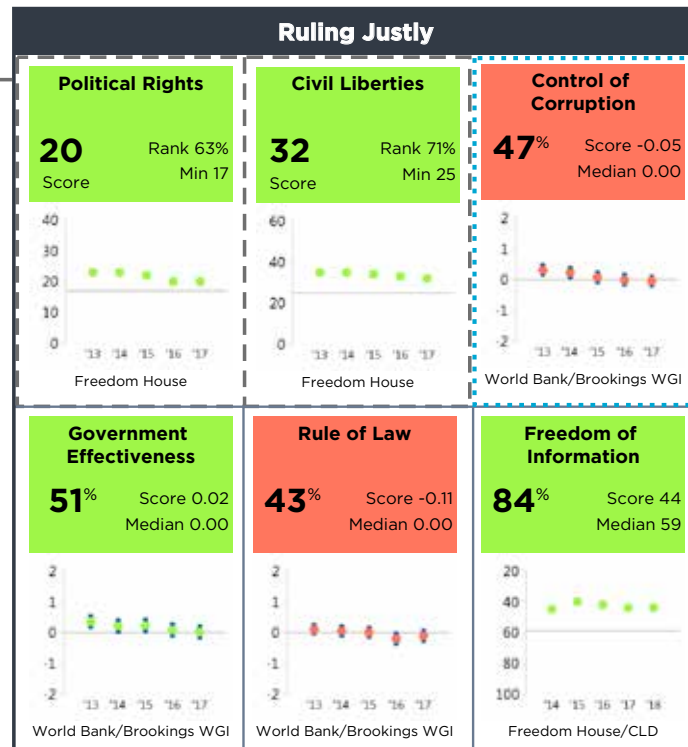
Category GNI/Cap ≤ \$1,875

Half Scorecard Passed ✓Control of Corruption XDemocratic Rights ✓

Mozambique



For more information regarding the Millennium Challenge Account Selection Process and these indicators, please consult MCC's website www.mcc.gov/selection



Nepal FY19

Population 29,305,000

GNI/Cap \$790

Category GNI/Cap ≤ \$1,875

Half Scorecard Passed ✓

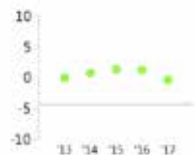
Control of Corruption ✓

Democratic Rights ✓

Nepal

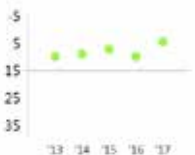
Economic Freedom

Fiscal Policy

98% Score -0.4
Median -4.4

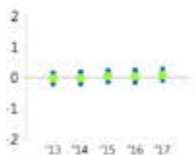
IMF WEO

Inflation

4.5 Rank 54%
Score Max 15.0

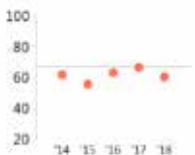
IMF WEO

Regulatory Quality

61% Score 0.08
Median 0.00


World Bank/Brookings WGI

Trade Policy

17% Score 60.4
Median 66.9

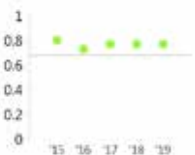
Heritage Foundation

Gender in the Economy

49% Score 7
Median 6.75

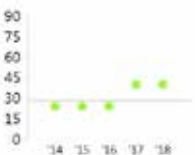
World Bank

Land Rights and Access

77% Score 0.77
Median 0.68


IFAD/IFC

Access to Credit

63% Score 40
Median 28

IFC

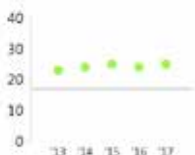
Business Start-Up

52% Score 0.937
Median 0.936

IFC

Ruling Justly

Political Rights

25 Rank 80%
Score Min 17


Freedom House

Civil Liberties

30 Rank 65%
Score Min 25

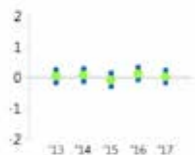
Freedom House

Control of Corruption

55% Score 0.06
Median 0.00


World Bank/Brookings WGI

Government Effectiveness

53% Score 0.03
Median 0.00

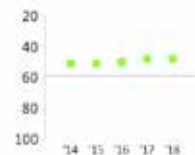
World Bank/Brookings WGI

Rule of Law

63% Score 0.22
Median 0.00

World Bank/Brookings WGI

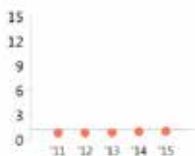
Freedom of Information

78% Score 48
Median 59

Freedom House/CLD

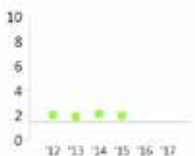
Investing in People

Health Expenditures

41% Score 1.11
Median 1.26

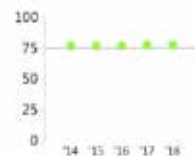
WHO

Primary Education Expenditures

68% Score 1.99
Median 1.47

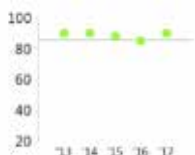
UNESCO

Natural Resource Protection

53% Score 77.3
Median 74.6

CIESIN/YCELP

Immunization Rates

67% Score 90.0
Median 85.3

WHO/UNICEF

Girls' Pri Edu Completion Rate

98% Score 118.1
Median 72.0

UNESCO

Child Health

90% Score 81.8
Median 62.6

CIESIN/YCELP

For more information regarding the Millennium Challenge Account Selection Process and these indicators, please consult MCC's website www.mcc.gov/selection

Niger FY19

Population 21,477,000

GNI/Cap \$360

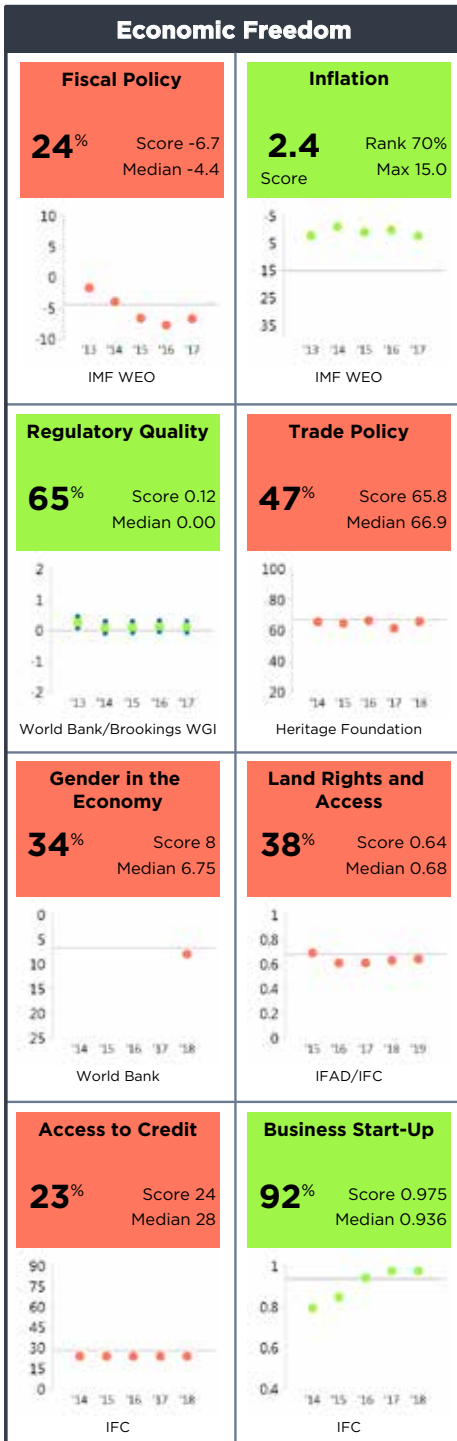
Category GNI/Cap ≤ \$1,875

Half Scorecard Passed ✓

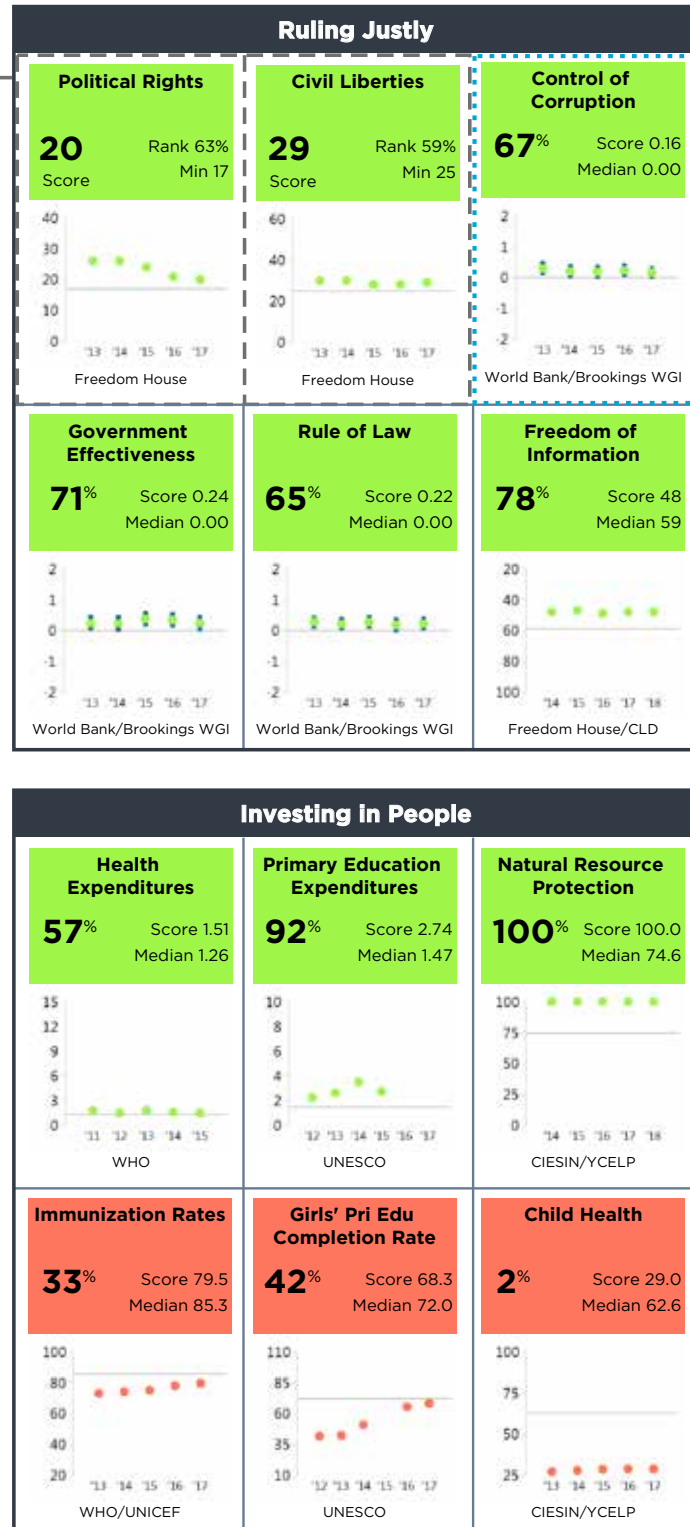
Control of Corruption ✓

Democratic Rights ✓

Niger



For more information regarding the Millennium Challenge Account Selection Process and these indicators, please consult MCC's website www.mcc.gov/selection



Pakistan FY19

Population 197,016,000

GNI/Cap \$1,580

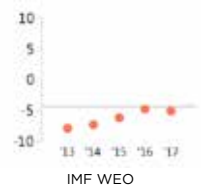
Category GNI/Cap ≤ \$1,875

Half Scorecard Passed **X**Control of Corruption **✓**Democratic Rights **✓**

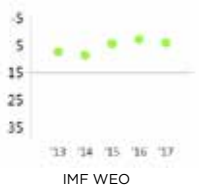
Pakistan

Economic Freedom

Fiscal Policy

43% Score -5.1
Median -4.4


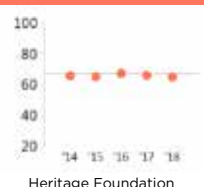
Inflation

4.1 Rank 57%
Score Max 15.0


Regulatory Quality

67% Score 0.21
Median 0.00

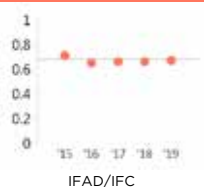

Trade Policy

40% Score 64.8
Median 66.9


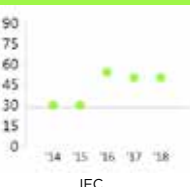
Gender in the Economy

21% Score 9
Median 6.75


Land Rights and Access

47% Score 0.67
Median 0.68


Access to Credit

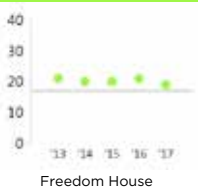
71% Score 50
Median 28


Business Start-Up

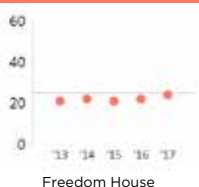
75% Score 0.956
Median 0.936


Ruling Justly

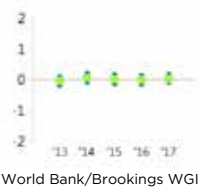
Political Rights

19 Rank 55%
Score Min 17


Civil Liberties

24 Rank 43%
Score Min 25


Control of Corruption

51% Score 0.03
Median 0.00


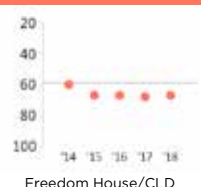
Government Effectiveness

88% Score 0.33
Median 0.00


Rule of Law

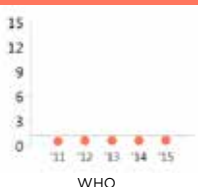
57% Score 0.17
Median 0.00


Freedom of Information

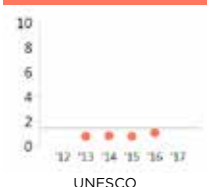
33% Score 67
Median 59


Investing in People

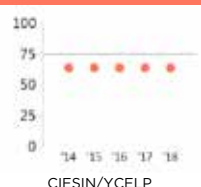
Health Expenditures

17% Score 0.74
Median 1.26


Primary Education Expenditures

24% Score 1.09
Median 1.47


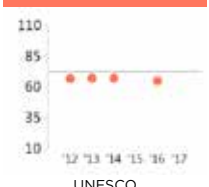
Natural Resource Protection

43% Score 63.4
Median 74.6


Immunization Rates

29% Score 75.5
Median 85.3


Girls' Pri Edu Completion Rate

26% Score 64.6
Median 72.0


Child Health

80% Score 76.0
Median 62.6


For more information regarding the Millennium Challenge Account Selection Process and these indicators, please consult MCC's website www.mcc.gov/selection

Rwanda FY19

Population 12,208,000

GNI/Cap \$720

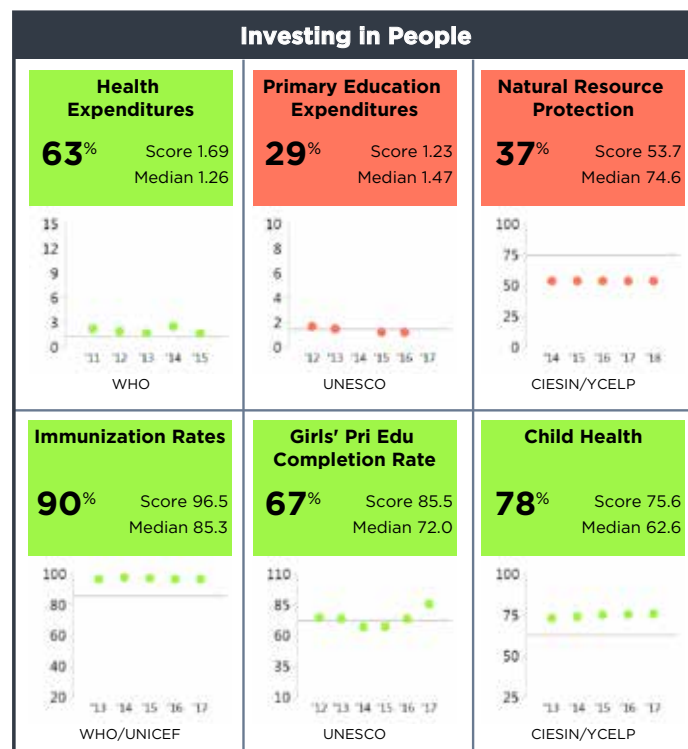
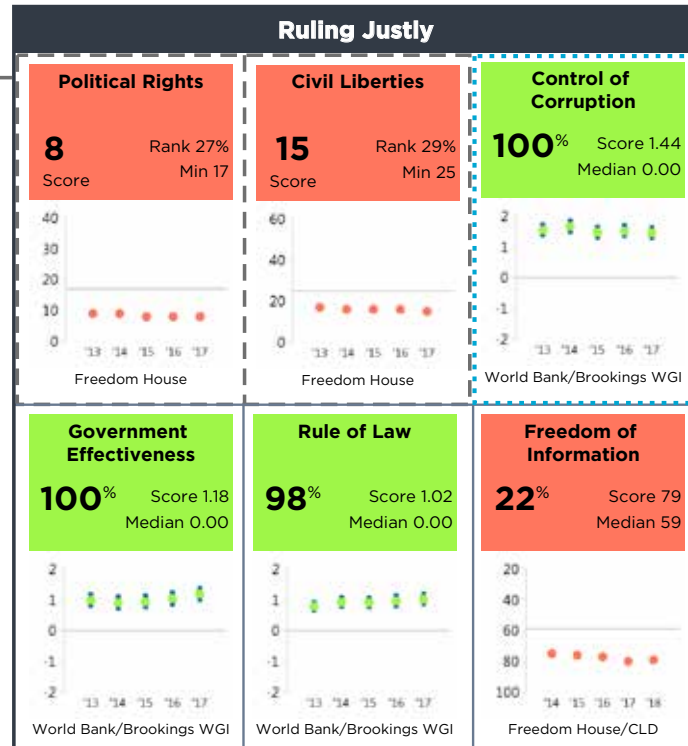
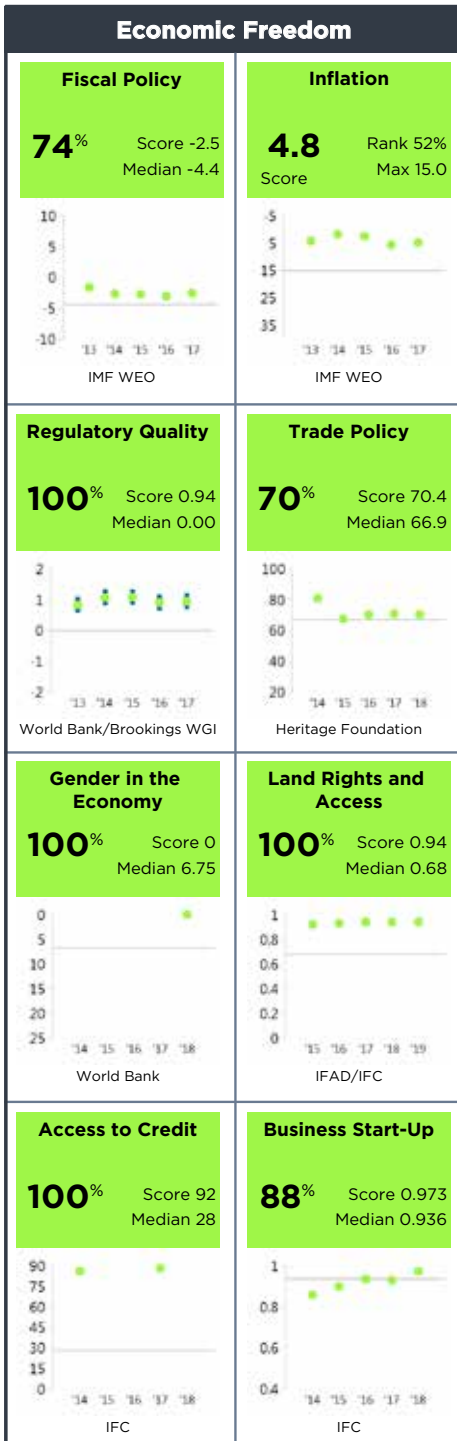
Category GNI/Cap ≤ \$1,875

Half Scorecard Passed ✓

Control of Corruption ✓

Democratic Rights X

Rwanda



For more information regarding the Millennium Challenge Account Selection Process and these indicators, please consult MCC's website www.mcc.gov/selection

São Tomé and Príncipe FY19

Population 204,000

GNI/Cap \$1,770

Category GNI/Cap ≤ \$1,875

Half Scorecard Passed ✓

Control of Corruption ✓

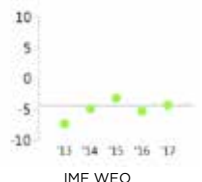
Democratic Rights ✓

São Tomé and Príncipe

Economic Freedom

Fiscal Policy

52% Score -4.3
Median -4.4



Inflation

5.7 Rank 39%
Score Max 15.0



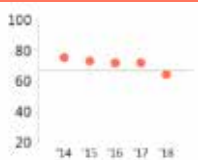
Regulatory Quality

43% Score -0.03
Median 0.00



Trade Policy

38% Score 64.2
Median 66.9



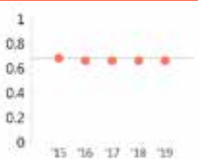
Gender in the Economy

79% Score 4
Median 6.75



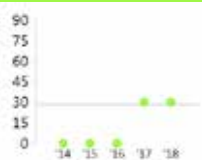
Land Rights and Access

45% Score 0.66
Median 0.68




Access to Credit

52% Score 30
Median 28



Business Start-Up

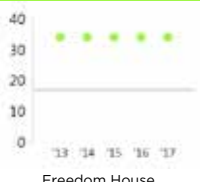
81% Score 0.970
Median 0.936



Ruling Justly

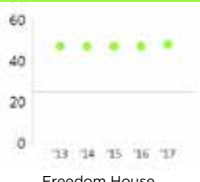
Political Rights

34 Rank 96%
Score Min 17



Civil Liberties

48 Rank 98%
Score Min 25



Control of Corruption

98% Score 0.95
Median 0.00



Government Effectiveness

59% Score 0.15
Median 0.00



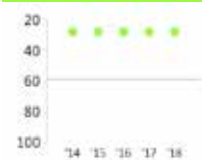
Rule of Law

61% Score 0.21
Median 0.00



Freedom of Information

100% Score 28
Median 59



Investing in People

Health Expenditures

96% Score 3.66
Median 1.26



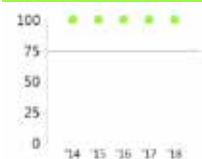
Primary Education Expenditures

79% Score 2.09
Median 1.47



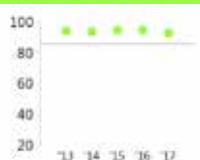
Natural Resource Protection

100% Score 100.0
Median 74.6



Immunization Rates

82% Score 92.5
Median 85.3



Girls' Pri Edu Completion Rate

74% Score 89.4
Median 72.0



Child Health

63% Score 69.4
Median 62.6



For more information regarding the Millennium Challenge Account Selection Process and these indicators, please consult MCC's website www.mcc.gov/selection

Senegal FY19

Population 15,851,000

GNI/Cap \$950

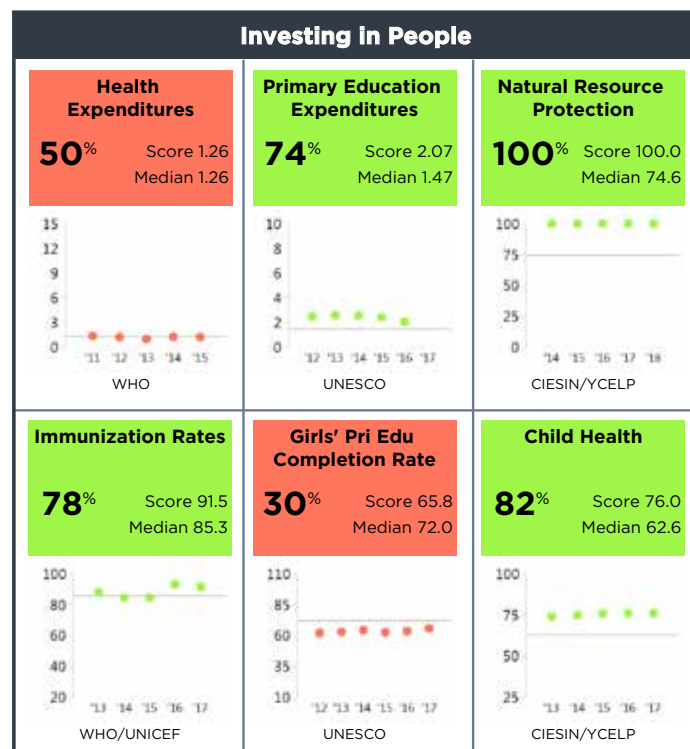
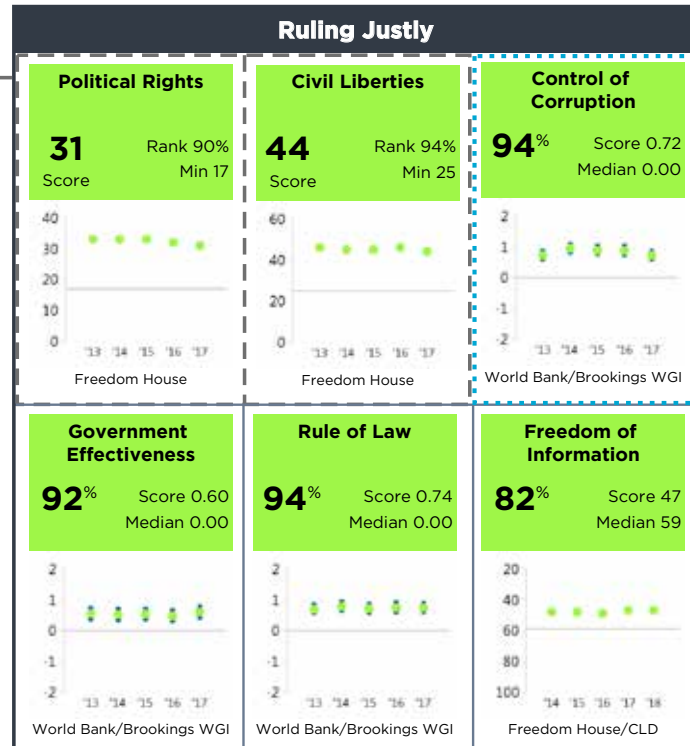
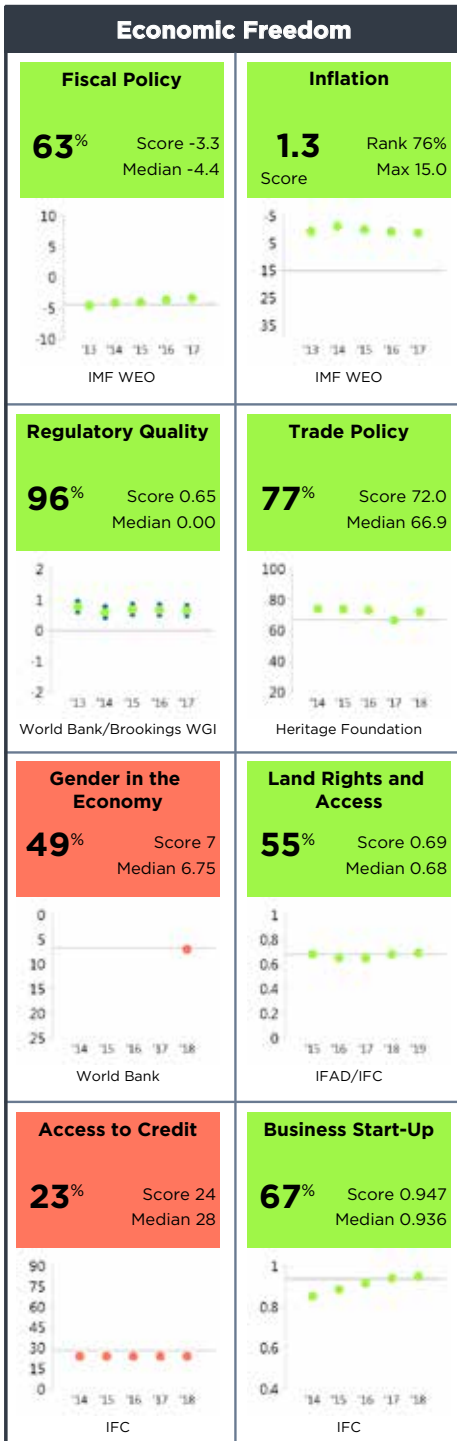
Category GNI/Cap ≤ \$1,875

Half Scorecard Passed ✓

Control of Corruption ✓

Democratic Rights ✓

Senegal



Sierra Leone FY19

Population 7,557,000

GNI/Cap \$510

Category GNI/Cap ≤ \$1,875

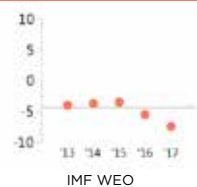
Half Scorecard Passed **X**Control of Corruption **✓**Democratic Rights **✓**

Sierra Leone

Economic Freedom

Fiscal Policy

15% Score -7.4
Median -4.4



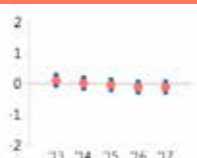
Inflation

18.2 Rank 7%
Score Max 15.0



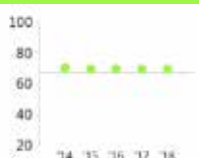
Regulatory Quality

37% Score -0.12
Median 0.00



Trade Policy

60% Score 69.4
Median 66.9



Gender in the Economy

57% Score 6
Median 6.75



Land Rights and Access

21% Score 0.59
Median 0.68



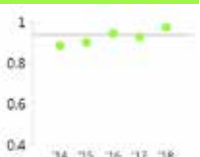
Access to Credit

19% Score 20
Median 28



Business Start-Up

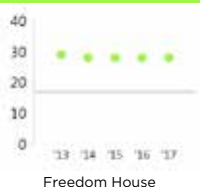
85% Score 0.973
Median 0.936



Ruling Justly

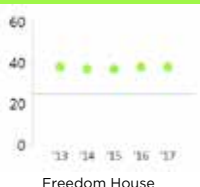
Political Rights

28 Rank 88%
Score Min 17




Civil Liberties

38 Rank 90%
Score Min 25



Control of Corruption

71% Score 0.22
Median 0.00



Government Effectiveness

31% Score -0.29
Median 0.00



Rule of Law

53% Score 0.11
Median 0.00



Freedom of Information

71% Score 50
Median 59



Investing in People

Health Expenditures

61% Score 1.64
Median 1.26



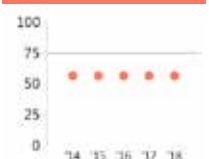
Primary Education Expenditures

16% Score 0.95
Median 1.47



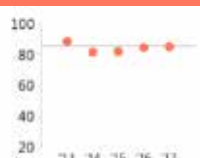
Natural Resource Protection

39% Score 56.2
Median 74.6



Immunization Rates

49% Score 85.0
Median 85.3



Girls' Pri Edu Completion Rate

40% Score 67.2
Median 72.0



Child Health

20% Score 49.6
Median 62.6



For more information regarding the Millennium Challenge Account Selection Process and these indicators, please consult MCC's website www.mcc.gov/selection

Somalia FY19

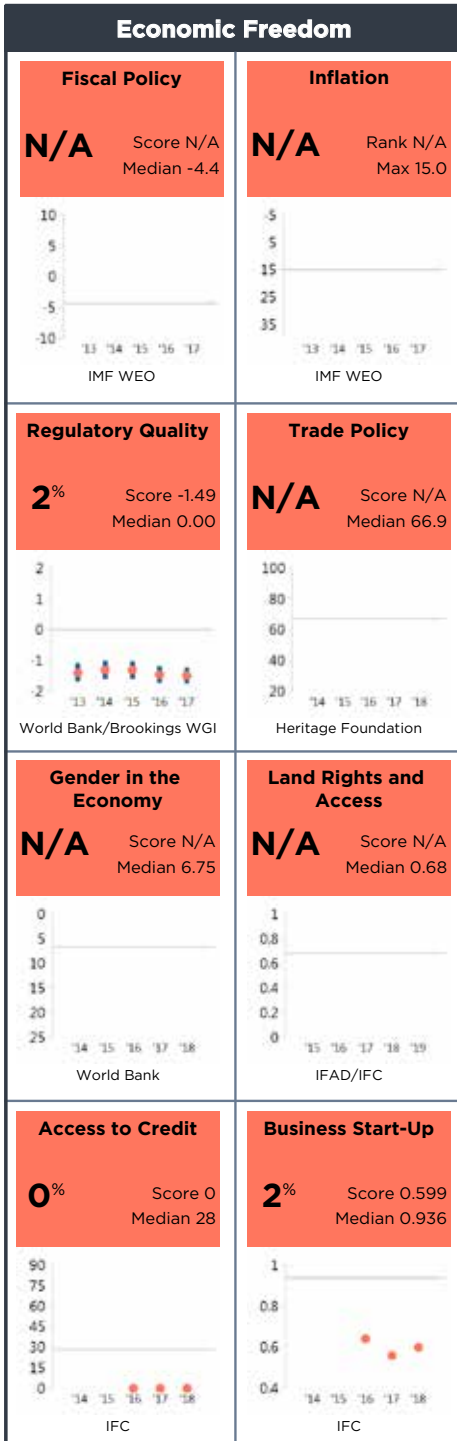
Population 14,743,000

GNI/Cap

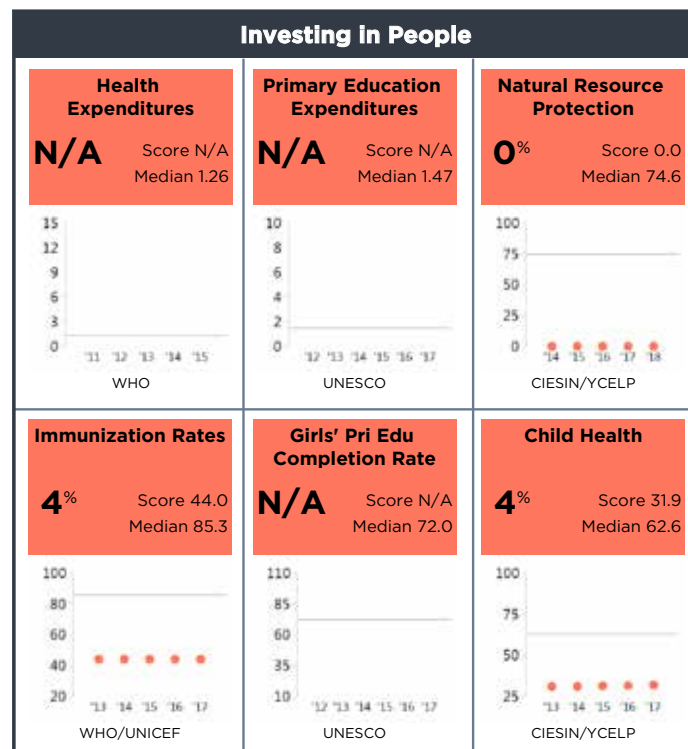
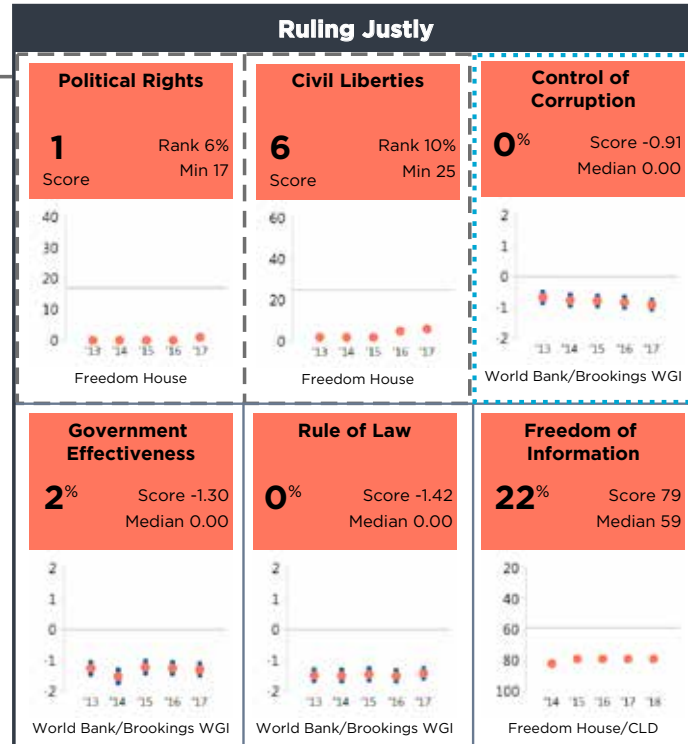
Category GNI/Cap ≤ \$1,875

Half Scorecard Passed **X**Control of Corruption **X**Democratic Rights **X**

Somalia



For more information regarding the Millennium Challenge Account Selection Process and these indicators, please consult MCC's website www.mcc.gov/selection



South Sudan FY19

Population 12,576,000

GNI/Cap \$390

Category GNI/Cap ≤ \$1,875

Half Scorecard Passed X

Control of Corruption X

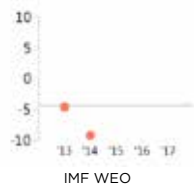
Democratic Rights X

South Sudan

Economic Freedom

Fiscal Policy

4% Score -12.6
Median -4.4



Inflation

187.9 Rank 0%
Score Max 15.0



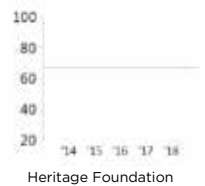
Regulatory Quality

6% Score -1.15
Median 0.00



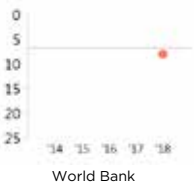
Trade Policy

N/A Score N/A
Median 66.9



Gender in the Economy

34% Score 8
Median 6.75




Land Rights and Access

15% Score 0.56
Median 0.68



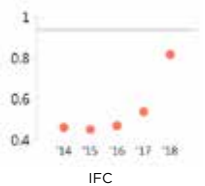
Access to Credit

6% Score 8
Median 28



Business Start-Up

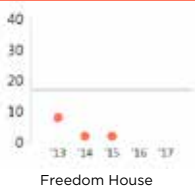
23% Score 0.816
Median 0.936



Ruling Justly

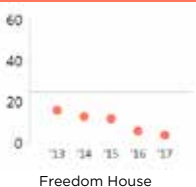
Political Rights

-2 Rank 2%
Score Min 17



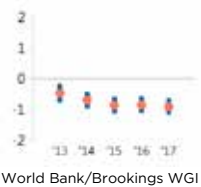
Civil Liberties

4 Rank 6%
Score Min 25



Control of Corruption

2% Score -0.91
Median 0.00



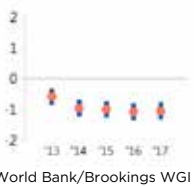
Government Effectiveness

0% Score -1.56
Median 0.00



Rule of Law

4% Score -1.05
Median 0.00



Freedom of Information

39% Score 66
Median 59



Investing in People

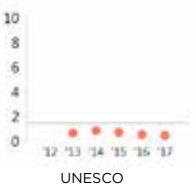
Health Expenditures

7% Score 0.54
Median 1.26



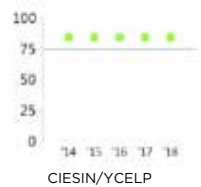
Primary Education Expenditures

0% Score 0.48
Median 1.47



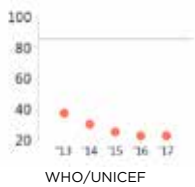
Natural Resource Protection

61% Score 84.1
Median 74.6



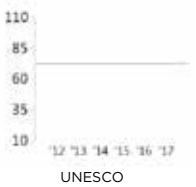
Immunization Rates

0% Score 23.0
Median 85.3



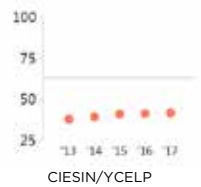
Girls' Pri Edu Completion Rate

N/A Score N/A
Median 72.0



Child Health

10% Score 41.6
Median 62.6



For more information regarding the Millennium Challenge Account Selection Process and these indicators, please consult MCC's website www.mcc.gov/selection

Syrian Arab Republic FY19

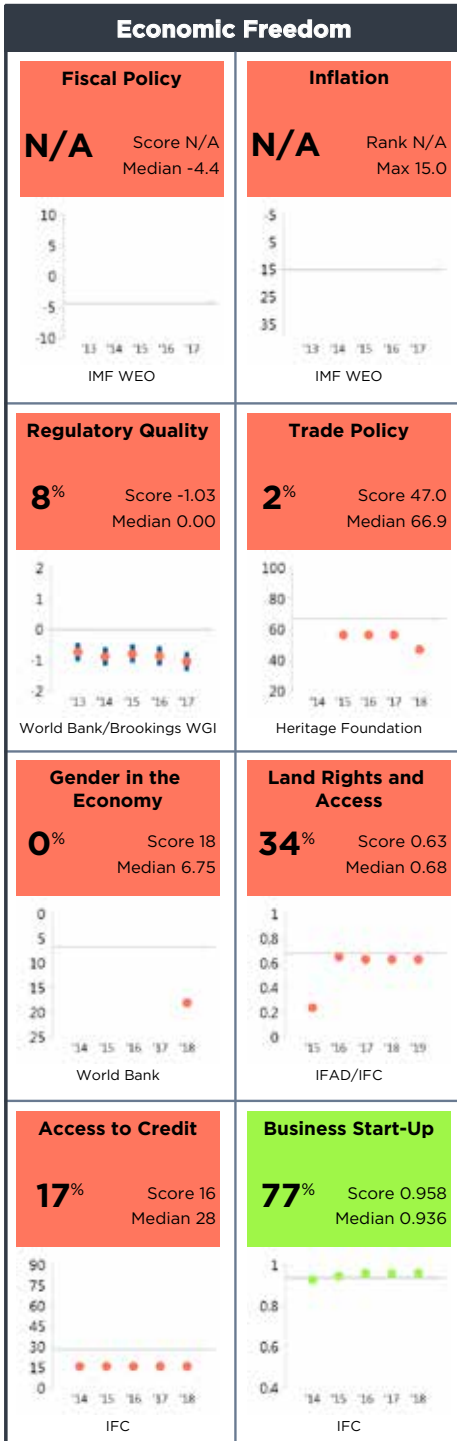
Population 18,270,000

GNI/Cap

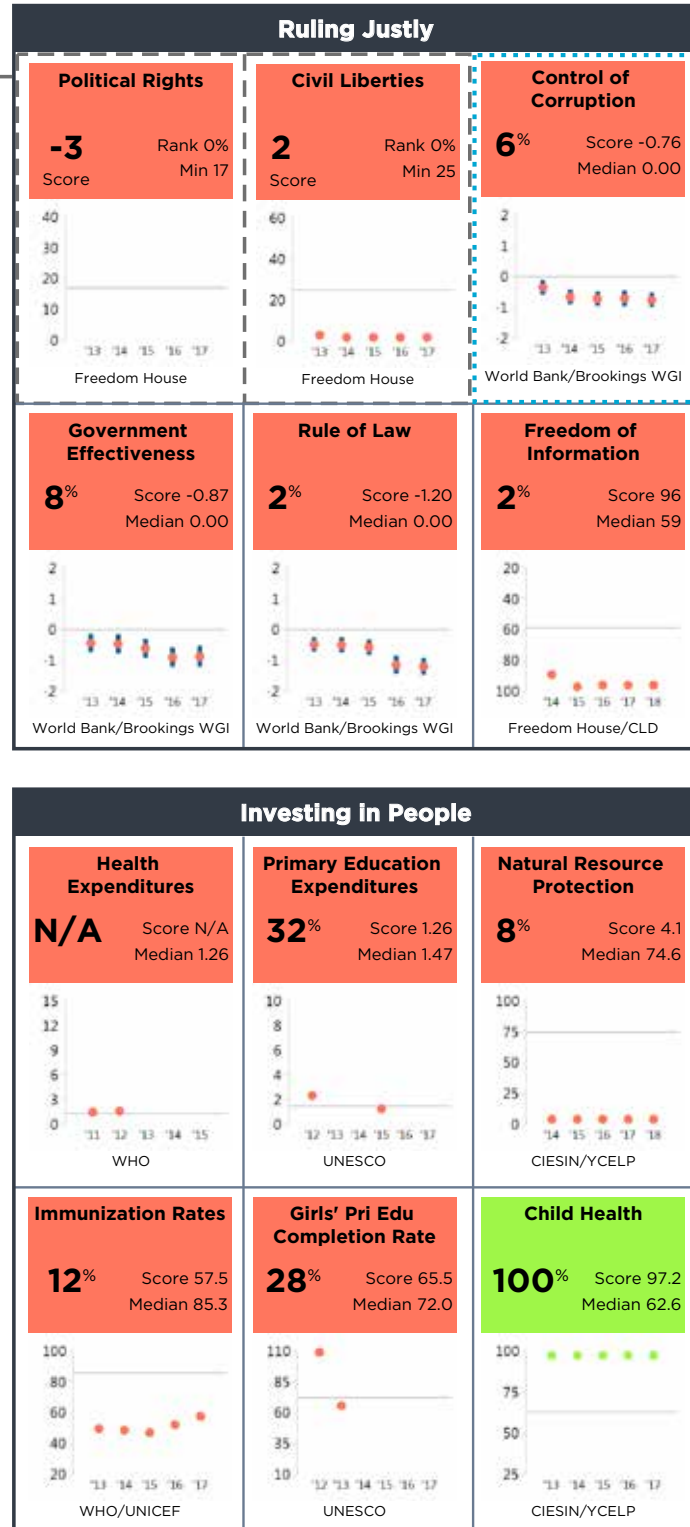
Category GNI/Cap ≤ \$1,875

Half Scorecard Passed **X**Control of Corruption **X**Democratic Rights **X**

Syria



For more information regarding the Millennium Challenge Account Selection Process and these indicators, please consult MCC's website www.mcc.gov/selection



Tajikistan FY19

Population 8,921,000

GNI/Cap \$990

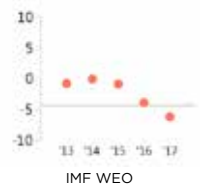
Category GNI/Cap ≤ \$1,875

Half Scorecard Passed ✓Control of Corruption XDemocratic Rights X

Tajikistan

Economic Freedom

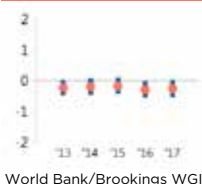
Fiscal Policy

35% Score -6.2
Median -4.4


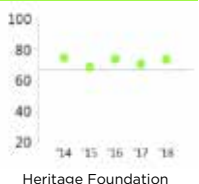
Inflation

7.3 Rank 35%
Score Max 15.0


Regulatory Quality

29% Score -0.26
Median 0.00


Trade Policy

85% Score 73.6
Median 66.9


Gender in the Economy

57% Score 6
Median 6.75

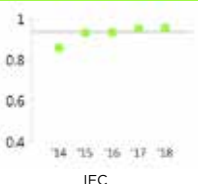

Land Rights and Access

66% Score 0.73
Median 0.68


Access to Credit

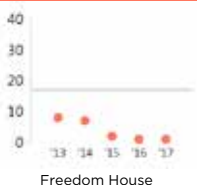
69% Score 46
Median 28


Business Start-Up

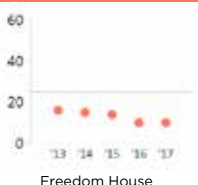
73% Score 0.954
Median 0.936


Ruling Justly

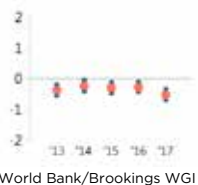
Political Rights

1 Rank 6%
Score Min 17


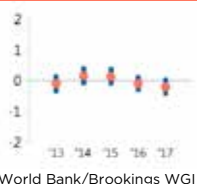
Civil Liberties

10 Rank 14%
Score Min 25


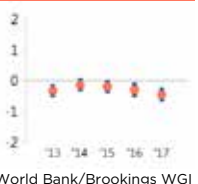
Control of Corruption

18% Score -0.53
Median 0.00


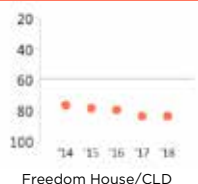
Government Effectiveness

41% Score -0.21
Median 0.00


Rule of Law

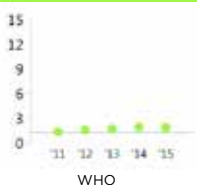
24% Score -0.46
Median 0.00


Freedom of Information

12% Score 83
Median 59


Investing in People

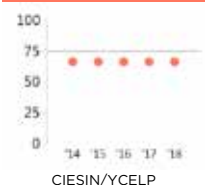
Health Expenditures

72% Score 1.93
Median 1.26


Primary Education Expenditures

N/A Score N/A
Median 1.47

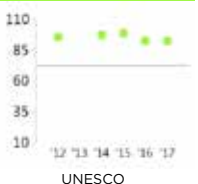

Natural Resource Protection

45% Score 65.9
Median 74.6


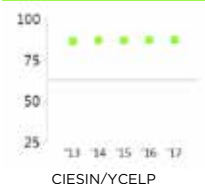
Immunization Rates

92% Score 97.0
Median 85.3


Girls' Pri Edu Completion Rate

81% Score 92.0
Median 72.0


Child Health

94% Score 87.0
Median 62.6


For more information regarding the Millennium Challenge Account Selection Process and these indicators, please consult MCC's website www.mcc.gov/selection

Tanzania FY19

Population 57,310,000

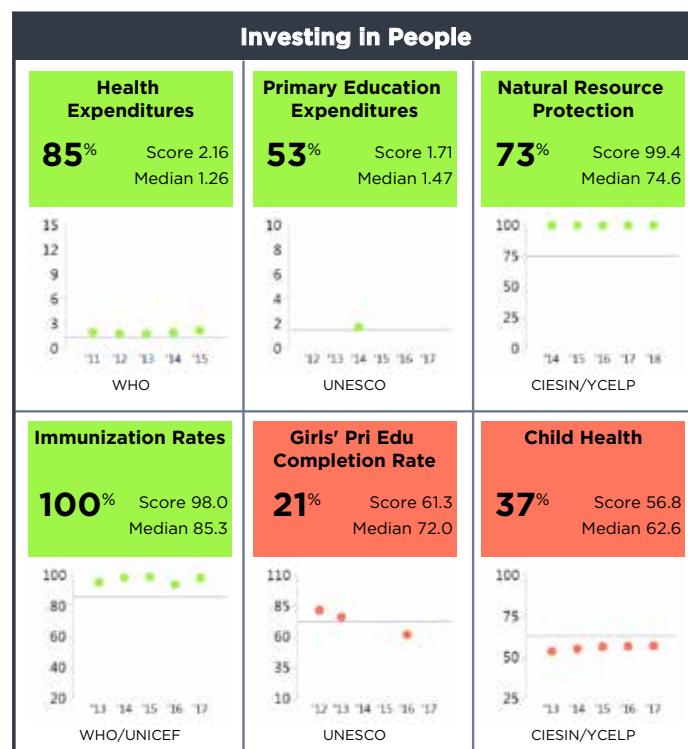
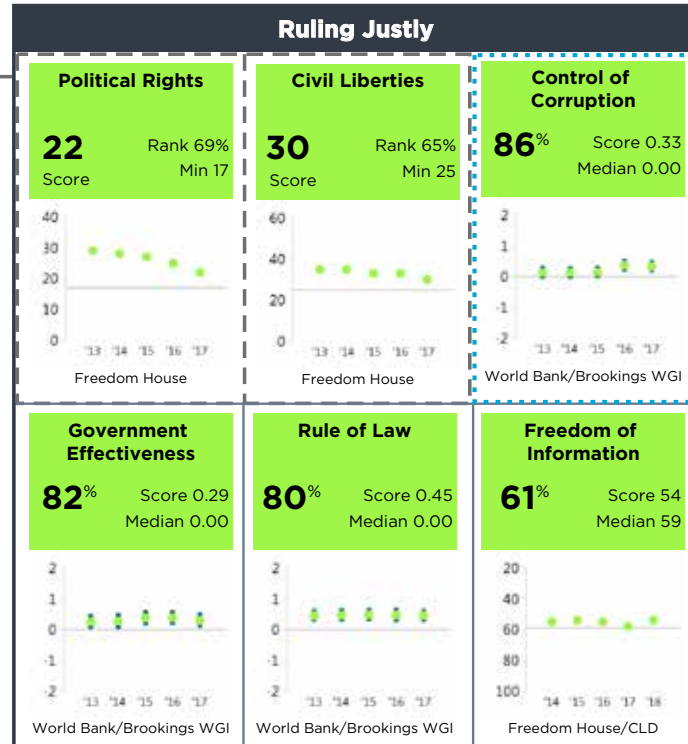
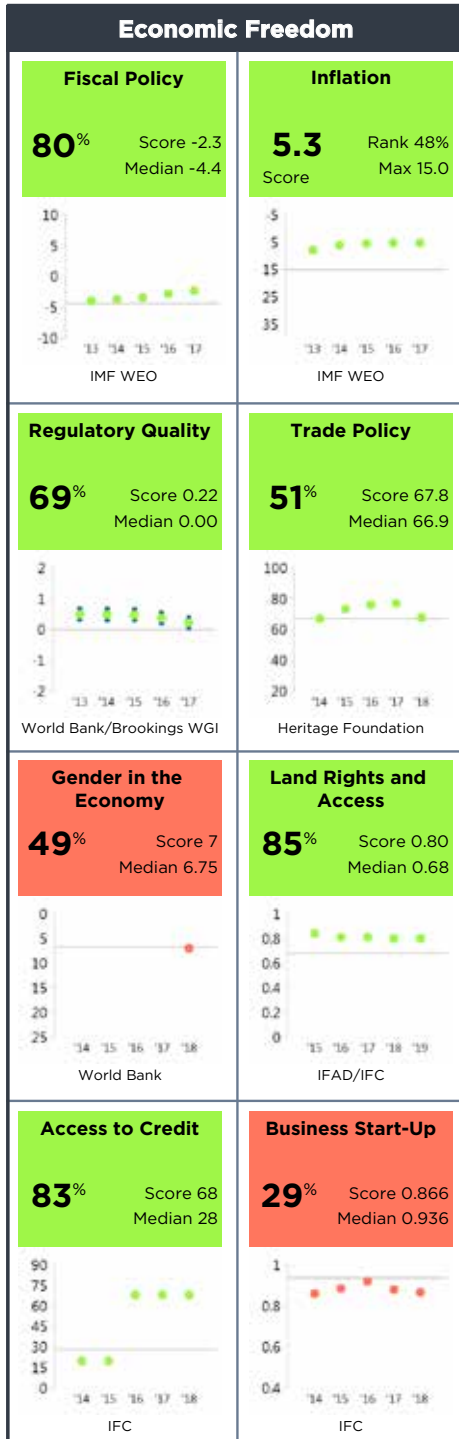
GNI/Cap \$905

Category GNI/Cap ≤ \$1,875

Half Scorecard Passed ✓

Control of Corruption ✓

Democratic Rights ✓



For more information regarding the Millennium Challenge Account Selection Process and these indicators, please consult MCC's website www.mcc.gov/selection

Timor-Leste FY19

Population 1,296,000

GNI/Cap \$1,790

Category GNI/Cap ≤ \$1,875

Half Scorecard Passed ✓

Control of Corruption ✓

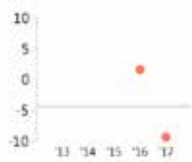
Democratic Rights ✓

Timor-Leste

Economic Freedom

Fiscal Policy

7% Score -9.3
Median -4.4



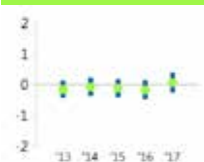
Inflation

0.6 Rank 89%
Score Max 15.0



Regulatory Quality

57% Score 0.06
Median 0.00



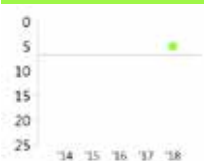
Trade Policy

89% Score 75.0
Median 66.9



Gender in the Economy

70% Score 5
Median 6.75



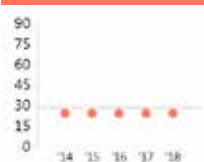
Land Rights and Access

0% Score 0.15
Median 0.68




Access to Credit

23% Score 24
Median 28



Business Start-Up

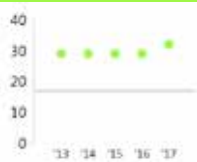
83% Score 0.972
Median 0.936



Ruling Justly

Political Rights

32 Rank 92%
Score Min 17



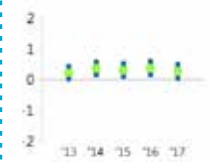
Civil Liberties

37 Rank 82%
Score Min 25



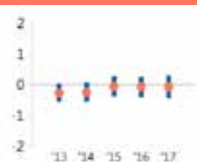
Control of Corruption

80% Score 0.26
Median 0.00



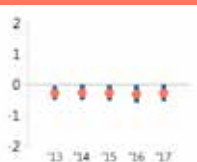
Government Effectiveness

47% Score -0.08
Median 0.00



Rule of Law

31% Score -0.28
Median 0.00



Freedom of Information

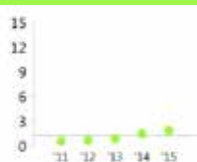
98% Score 31
Median 59



Investing in People

Health Expenditures

74% Score 1.94
Median 1.26



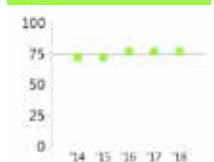
Primary Education Expenditures

61% Score 1.74
Median 1.47



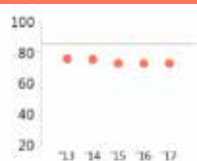
Natural Resource Protection

51% Score 76.7
Median 74.6



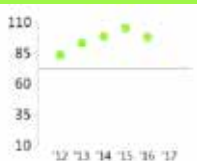
Immunization Rates

27% Score 73.0
Median 85.3



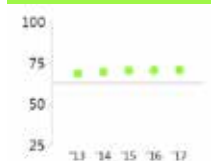
Girls' Pri Edu Completion Rate

88% Score 97.6
Median 72.0



Child Health

65% Score 70.7
Median 62.6



For more information regarding the Millennium Challenge Account Selection Process and these indicators, please consult MCC's website www.mcc.gov/selection

Togo FY19

Population 7,798,000

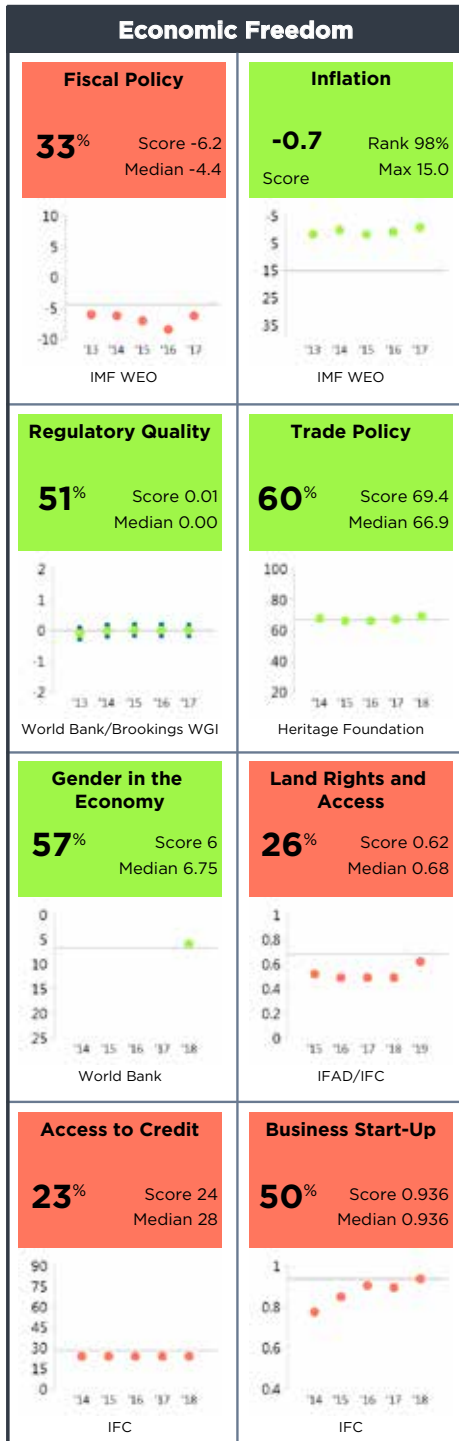
GNI/Cap \$610

Category GNI/Cap ≤ \$1,875

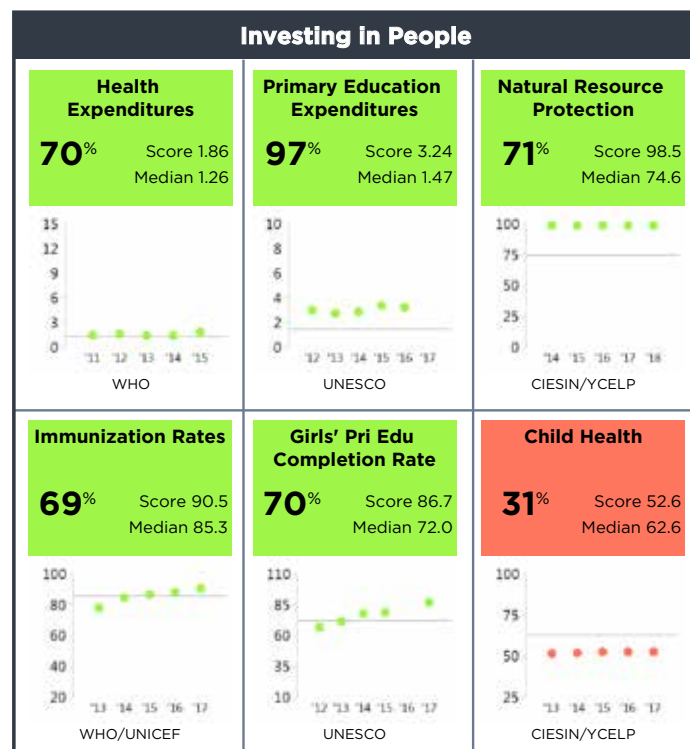
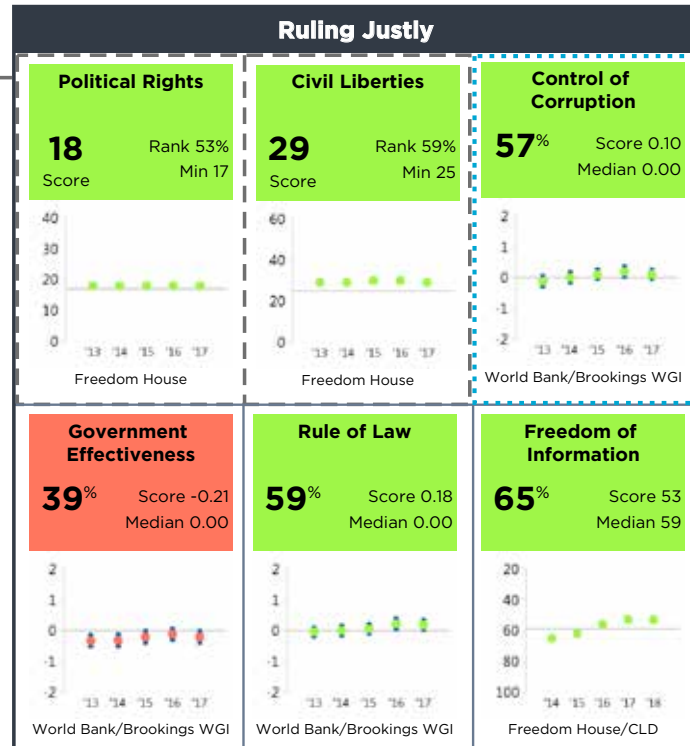
Half Scorecard Passed ✓

Control of Corruption ✓

Democratic Rights ✓



For more information regarding the Millennium Challenge Account Selection Process and these indicators, please consult MCC's website www.mcc.gov/selection



Uganda FY19

Population 42,863,000

GNI/Cap \$600

Category GNI/Cap ≤ \$1,875

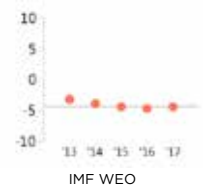
Half Scorecard Passed ✓Control of Corruption XDemocratic Rights ✓

Uganda

Economic Freedom

Fiscal Policy

50% Score -4.4
Median -4.4



Inflation

5.6 Rank 41%
Score Max 15.0



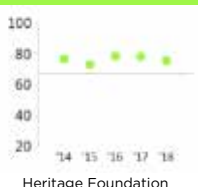
Regulatory Quality

94% Score 0.58
Median 0.00



Trade Policy

91% Score 75.4
Median 66.9




Gender in the Economy

70% Score 5
Median 6.75



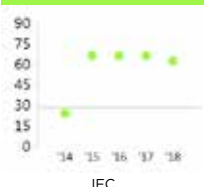
Land Rights and Access

98% Score 0.90
Median 0.68



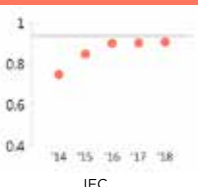
Access to Credit

81% Score 62
Median 28



Business Start-Up

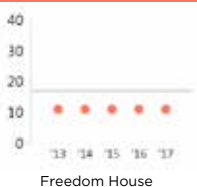
38% Score 0.906
Median 0.936



Ruling Justly

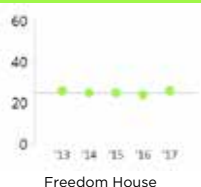
Political Rights

11 Rank 37%
Score Min 17



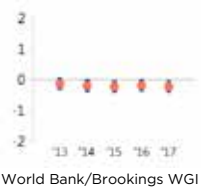
Civil Liberties

26 Rank 53%
Score Min 25



Control of Corruption

41% Score -0.23
Median 0.00



Government Effectiveness

90% Score 0.33
Median 0.00



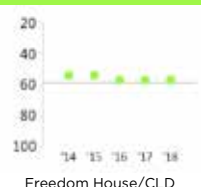
Rule of Law

90% Score 0.60
Median 0.00



Freedom of Information

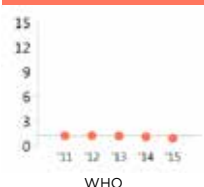
55% Score 57
Median 59



Investing in People

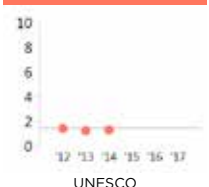
Health Expenditures

30% Score 0.98
Median 1.26



Primary Education Expenditures

42% Score 1.33
Median 1.47



Natural Resource Protection

67% Score 95.3
Median 74.6



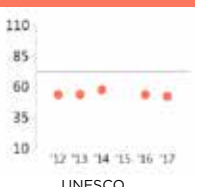
Immunization Rates

43% Score 82.5
Median 85.3



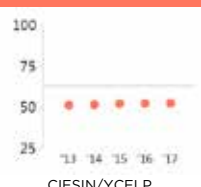
Girls' Pri Edu Completion Rate

12% Score 52.0
Median 72.0



Child Health

27% Score 52.4
Median 62.6



For more information regarding the Millennium Challenge Account Selection Process and these indicators, please consult MCC's website www.mcc.gov/selection

Half Scorecard Passed	X
Control of Corruption	X
Democratic Rights	X

Population	28,250,000
GNI/Cap	\$1,030
Category	GNI/Cap \leq \$1,875



Zambia FY19

Population 17,094,000

GNI/Cap \$1,300

Category GNI/Cap ≤ \$1,875

Half Scorecard Passed ✓

Control of Corruption ✓

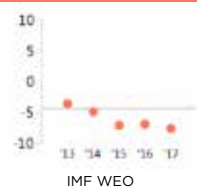
Democratic Rights ✓

Zambia

Economic Freedom

Fiscal Policy

11% Score -7.6
Median -4.4



Inflation

6.6 Rank 37%
Score Max 15.0



Regulatory Quality

78% Score 0.33
Median 0.00



Trade Policy

83% Score 72.6
Median 66.9



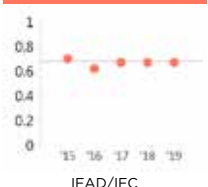
Gender in the Economy

85% Score 3
Median 6.75



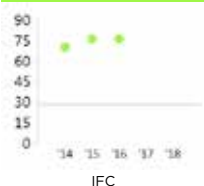
Land Rights and Access

49% Score 0.67
Median 0.68



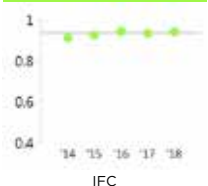
Access to Credit

100% Score 92
Median 28



Business Start-Up

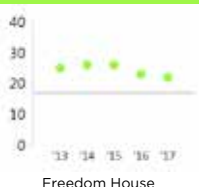
58% Score 0.941
Median 0.936



Ruling Justly

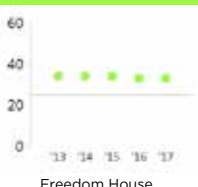
Political Rights

22 Rank 69%
Score Min 17



Civil Liberties

33 Rank 78%
Score Min 25



Control of Corruption

82% Score 0.27
Median 0.00




Government Effectiveness

84% Score 0.29
Median 0.00



Rule of Law

88% Score 0.56
Median 0.00



Freedom of Information

43% Score 65
Median 59



Investing in People

Health Expenditures

76% Score 1.96
Median 1.26



Primary Education Expenditures

N/A Score N/A
Median 1.47



Natural Resource Protection

100% Score 100.0
Median 74.6



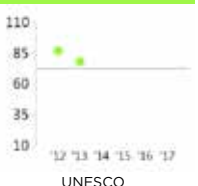
Immunization Rates

86% Score 95.0
Median 85.3



Girls' Pri Edu Completion Rate

65% Score 77.6
Median 72.0



Child Health

39% Score 56.9
Median 62.6



For more information regarding the Millennium Challenge Account Selection Process and these indicators, please consult MCC's website www.mcc.gov/selection

Zimbabwe FY19

Population 16,530,000

GNI/Cap \$910

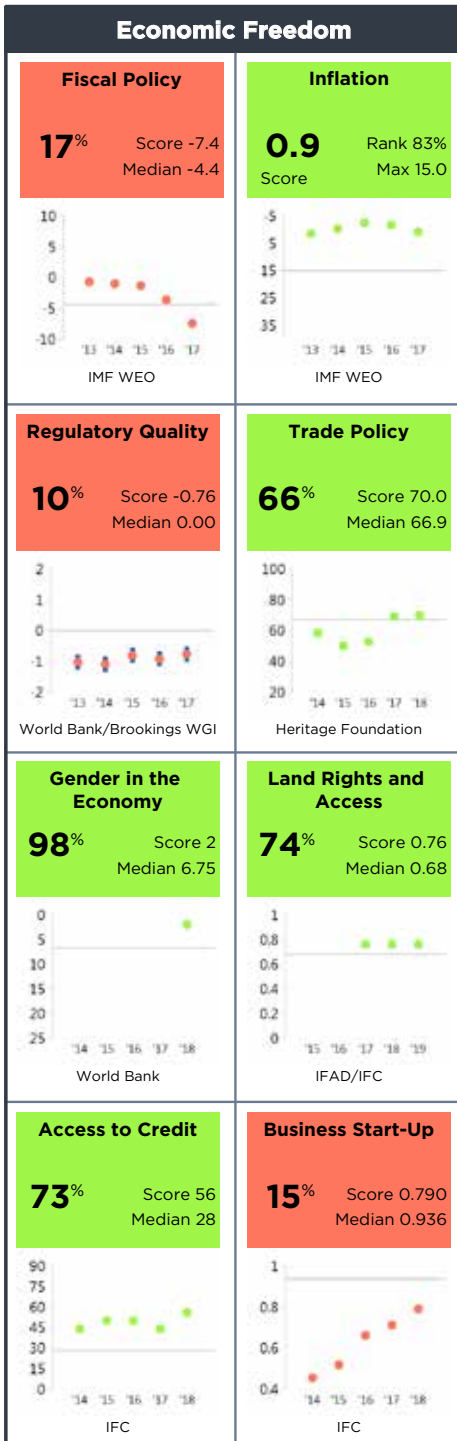
Category GNI/Cap ≤ \$1,875

Half Scorecard Passed ✓

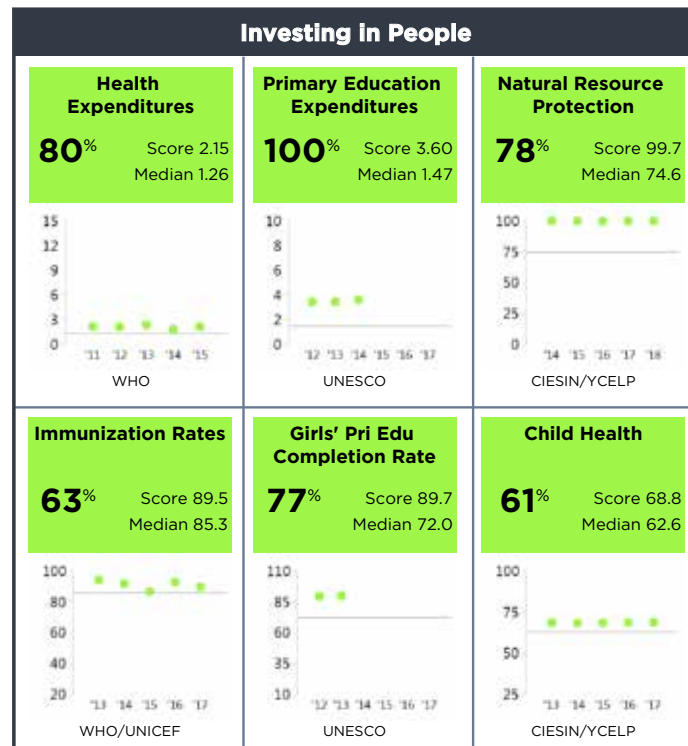
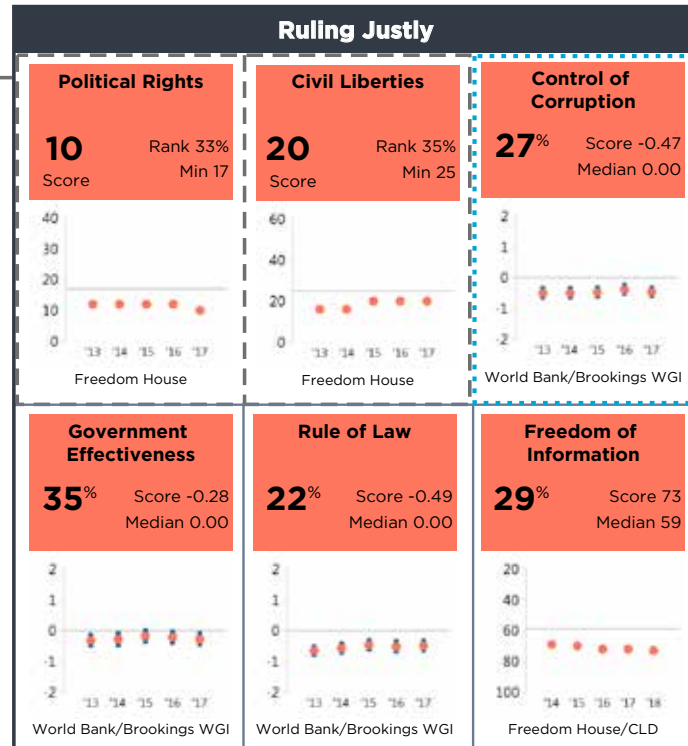
Control of Corruption X

Democratic Rights X

Zimbabwe



For more information regarding the Millennium Challenge Account Selection Process and these indicators, please consult MCC's website www.mcc.gov/selection



Part 2:

Scorecards for Countries with GNI/Capita \$1,876–\$3,895



Angola FY19

Population 29,784,000

GNI/Cap \$3,330

Category GNI/Cap \$1,876 - \$3,895

Half Scorecard Passed X

Control of Corruption X

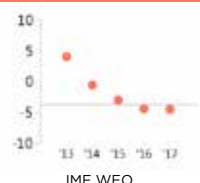
Democratic Rights X

Angola

Economic Freedom

Fiscal Policy

31% Score -4.5
Median -3.7



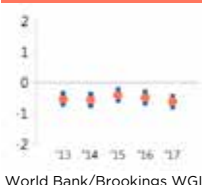
Inflation

29.8 Rank 3%
Score Max 15.0



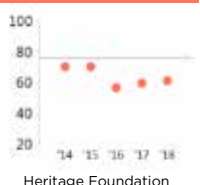
Regulatory Quality

7% Score -0.62
Median 0.00



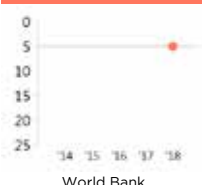
Trade Policy

14% Score 61.2
Median 75.9



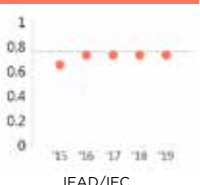
Gender in the Economy

50% Score 5
Median 5



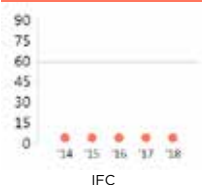
Land Rights and Access

36% Score 0.73
Median 0.76



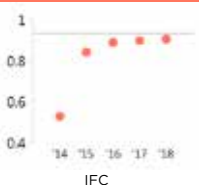
Access to Credit

0% Score 4
Median 59



Business Start-Up

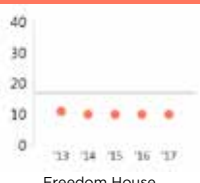
24% Score 0.905
Median 0.933



Ruling Justly

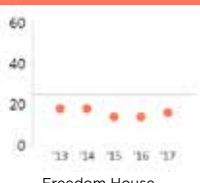
Political Rights

10 Rank 21%
Score Min 17



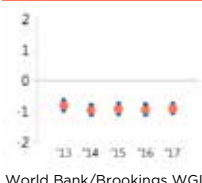
Civil Liberties

16 Rank 14%
Score Min 25



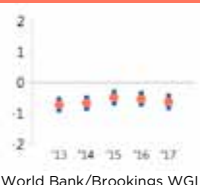
Control of Corruption

3% Score -0.91
Median 0.00



Government Effectiveness

7% Score -0.63
Median 0.00



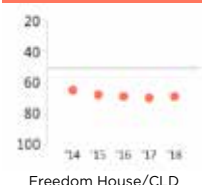
Rule of Law

10% Score -0.69
Median 0.00



Freedom of Information

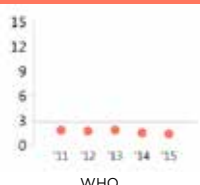
24% Score 69
Median 51



Investing in People

Health Expenditures

18% Score 1.40
Median 2.85



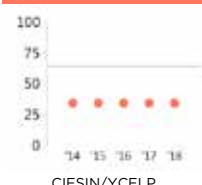
Primary Education Expenditures

N/A Score N/A
Median 1.68



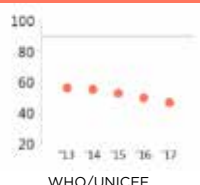
Natural Resource Protection

41% Score 34.1
Median 63.7



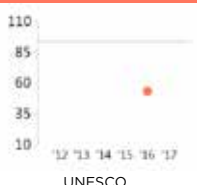
Immunization Rates

47.0 Rank 3%
Score Min 90.0



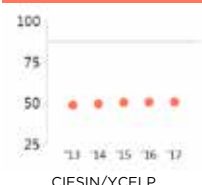
Girls' Sec Edu Enrollment Rate

11% Score 53.0
Median 92.7



Child Health

3% Score 50.6
Median 87.1



For more information regarding the Millennium Challenge Account Selection Process and these indicators, please consult MCC's website www.mcc.gov/selection

Bhutan FY19

Population 808,000

GNI/Cap \$2,720

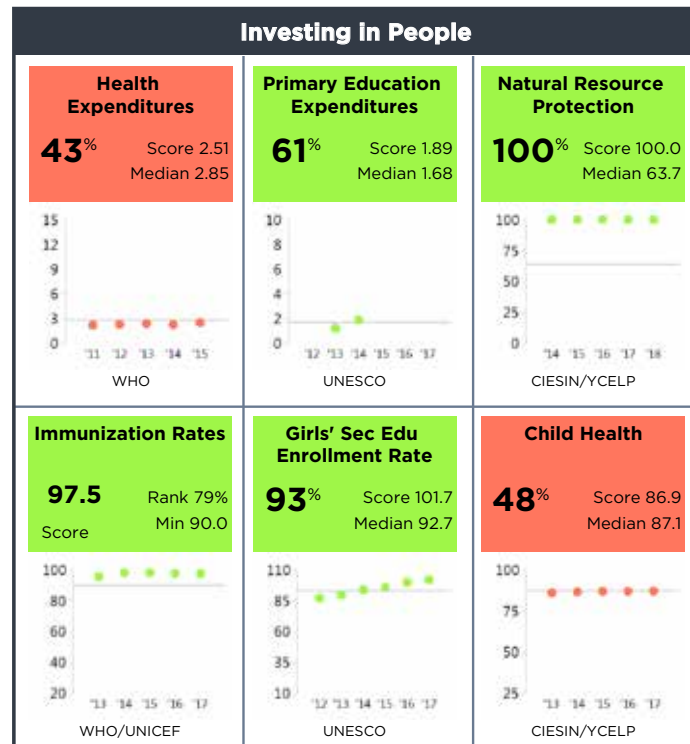
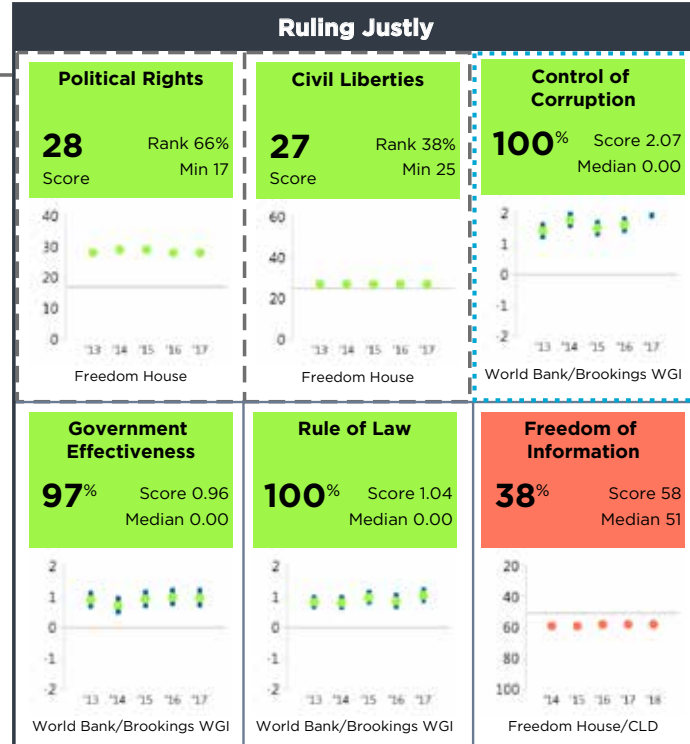
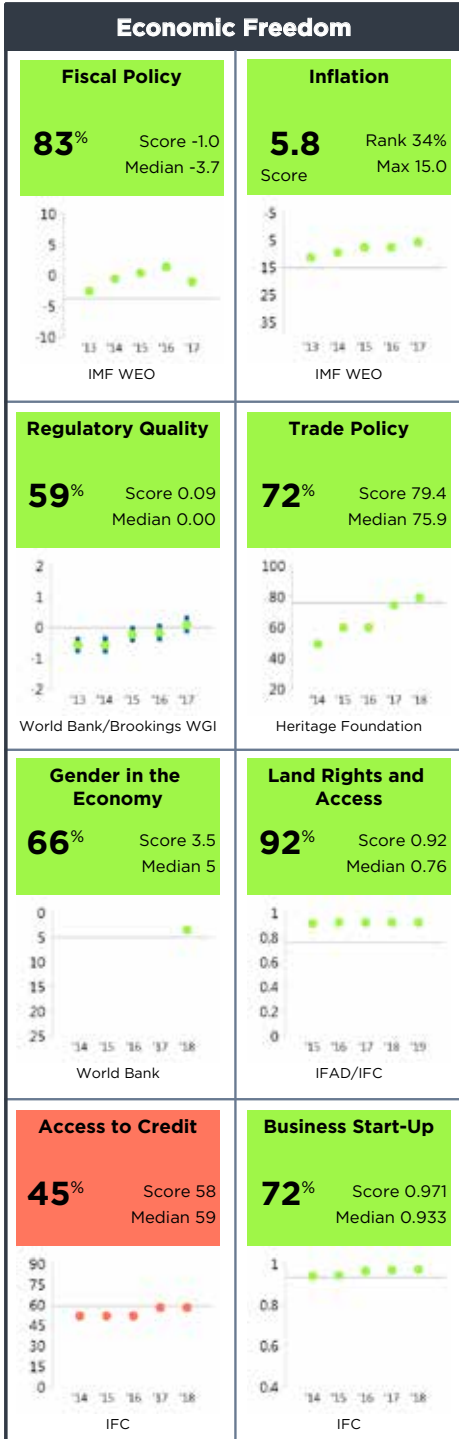
Category GNI/Cap \$1,876 - \$3,895

Half Scorecard Passed

Control of Corruption

Democratic Rights

Bhutan



For more information regarding the Millennium Challenge Account Selection Process and these indicators, please consult MCC's website www.mcc.gov/selection

Bolivia FY19

Population 11,052,000

GNI/Cap \$3,130

Category GNI/Cap \$1,876 - \$3,895

Half Scorecard Passed X

Control of Corruption X

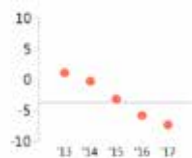
Democratic Rights ✓

Bolivia

Economic Freedom

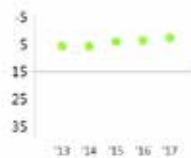
Fiscal Policy

17% Score -7.3
Median -3.7



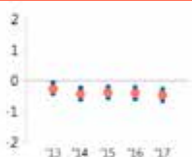
Inflation

2.8 Rank 69%
Score Max 15.0



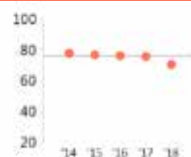
Regulatory Quality

14% Score -0.47
Median 0.00



Trade Policy

31% Score 70.4
Median 75.9



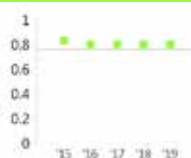
Gender in the Economy

50% Score 5
Median 5



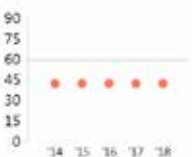
Land Rights and Access

68% Score 0.80
Median 0.76



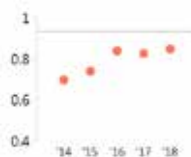
Access to Credit

28% Score 42
Median 59



Business Start-Up

7% Score 0.848
Median 0.933



Ruling Justly

Political Rights

28 Rank 66%
Score Min 17



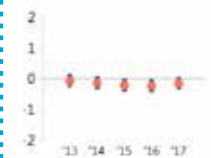
Civil Liberties

39 Rank 76%
Score Min 25



Control of Corruption

34% Score -0.15
Median 0.00



Government Effectiveness

52% Score 0.01
Median 0.00



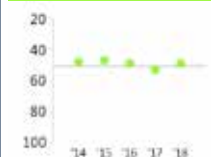
Rule of Law

0% Score -0.79
Median 0.00



Freedom of Information

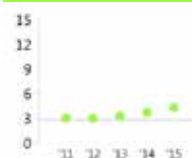
62% Score 49
Median 51



Investing in People

Health Expenditures

79% Score 4.36
Median 2.85



Primary Education Expenditures

94% Score 3.03
Median 1.68



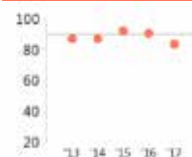
Natural Resource Protection

90% Score 97.2
Median 63.7



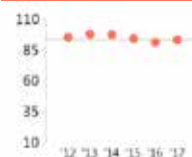
Immunization Rates

83.5 Rank 28%
Score Min 90.0



Girls' Sec Edu Enrollment Rate

50% Score 92.7
Median 92.7



Child Health

24% Score 73.2
Median 87.1



For more information regarding the Millennium Challenge Account Selection Process and these indicators, please consult MCC's website www.mcc.gov/selection

Cabo Verde FY19

Population 546,000

GNI/Cap \$2,990

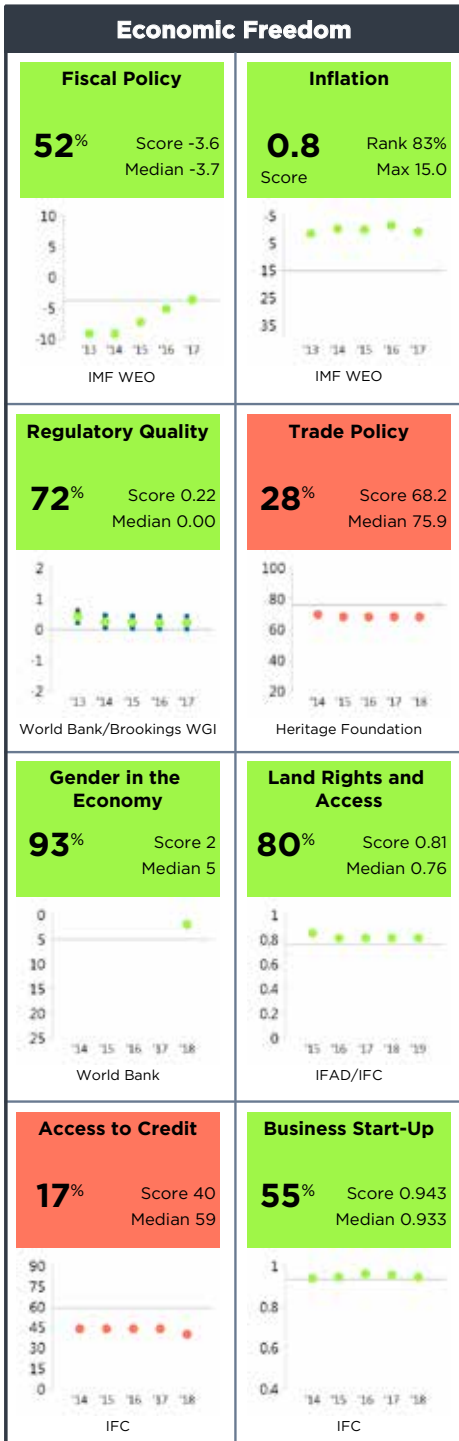
Category GNI/Cap \$1,876 - \$3,895

Half Scorecard Passed ✓

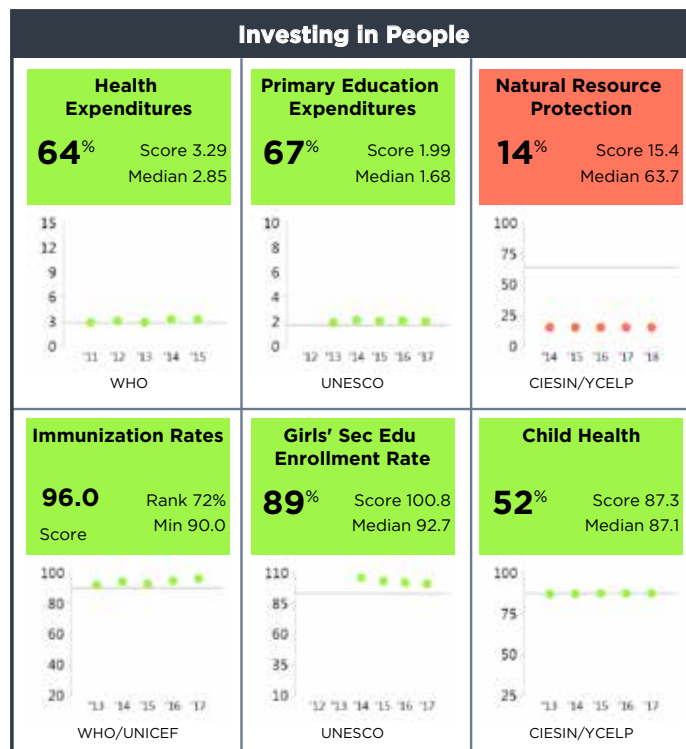
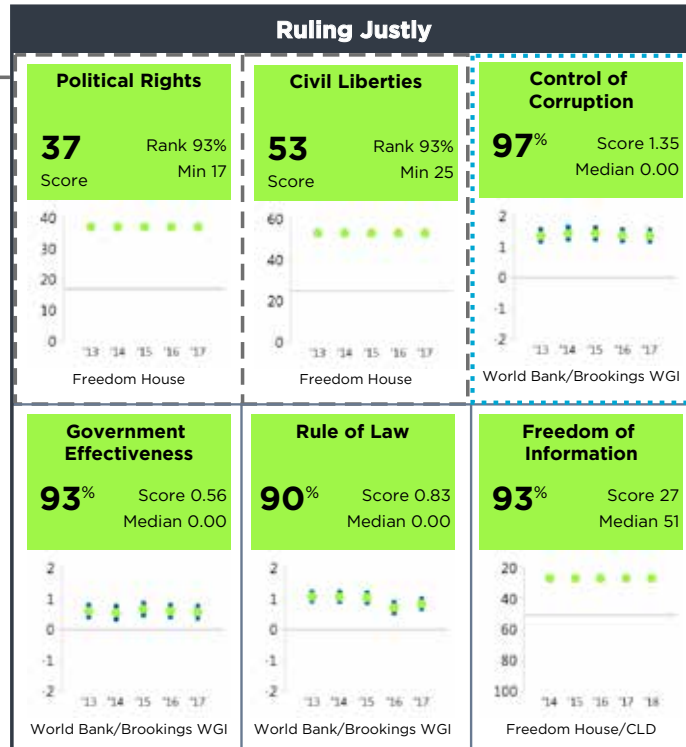
Control of Corruption ✓

Democratic Rights ✓

Cabo Verde



For more information regarding the Millennium Challenge Account Selection Process and these indicators, please consult MCC's website www.mcc.gov/selection



Djibouti FY19

Population 957,000

GNI/Cap \$1,880

Category GNI/Cap \$1,876 - \$3,895

Half Scorecard Passed X

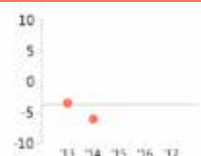
Control of Corruption X

Democratic Rights X

Djibouti

Economic Freedom

Fiscal Policy

0% Score -13.1
Median -3.7

Inflation

0.7 Rank 90%
Score Max 15.0

Regulatory Quality

41% Score -0.22
Median 0.00

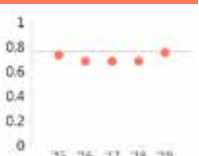
Trade Policy

3% Score 50.4
Median 75.9

Gender in the Economy

3% Score 11.5
Median 5

Land Rights and Access

44% Score 0.75
Median 0.76

Access to Credit

10% Score 20
Median 59

Business Start-Up

41% Score 0.919
Median 0.933

Ruling Justly

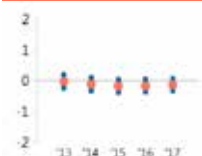
Political Rights

7 Rank 17%
Score Min 17

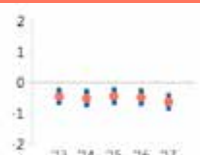
Civil Liberties

19 Rank 24%
Score Min 25

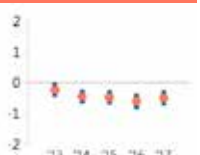
Control of Corruption

38% Score -0.14
Median 0.00

Government Effectiveness

3% Score -0.63
Median 0.00

Rule of Law

17% Score -0.50
Median 0.00

Freedom of Information

21% Score 77
Median 51

Investing in People

Health Expenditures

39% Score 2.40
Median 2.85

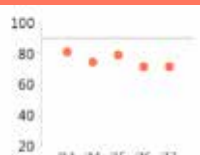
Primary Education Expenditures

83% Score 2.48
Median 1.68

Natural Resource Protection

0% Score 7.9
Median 63.7

Immunization Rates

71.5 Rank 14%
Score Min 90.0

Girls' Sec Edu Enrollment Rate

4% Score 45.2
Median 92.7

Child Health

21% Score 66.1
Median 87.1

For more information regarding the Millennium Challenge Account Selection Process and these indicators, please consult MCC's website www.mcc.gov/selection

Egypt, Arab Rep. FY19

Population 97,553,000

GNI/Cap \$3,010

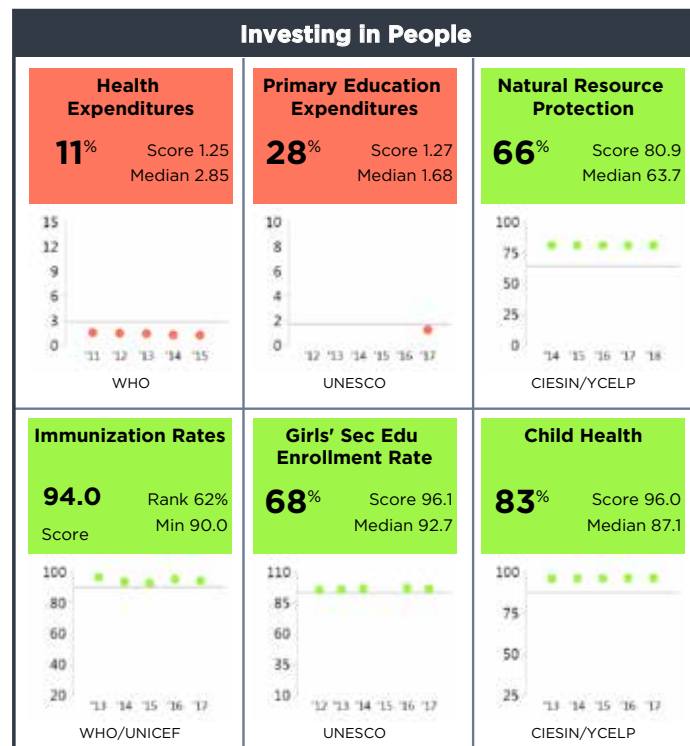
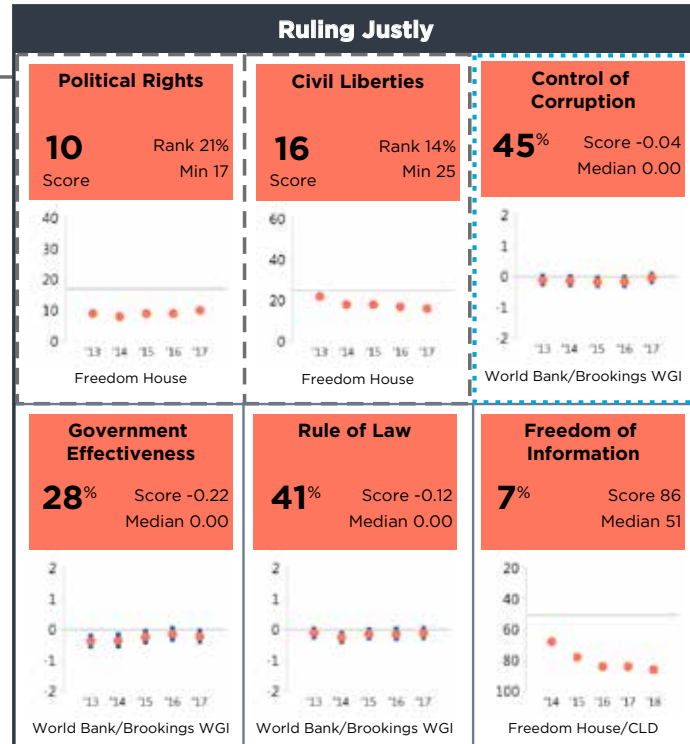
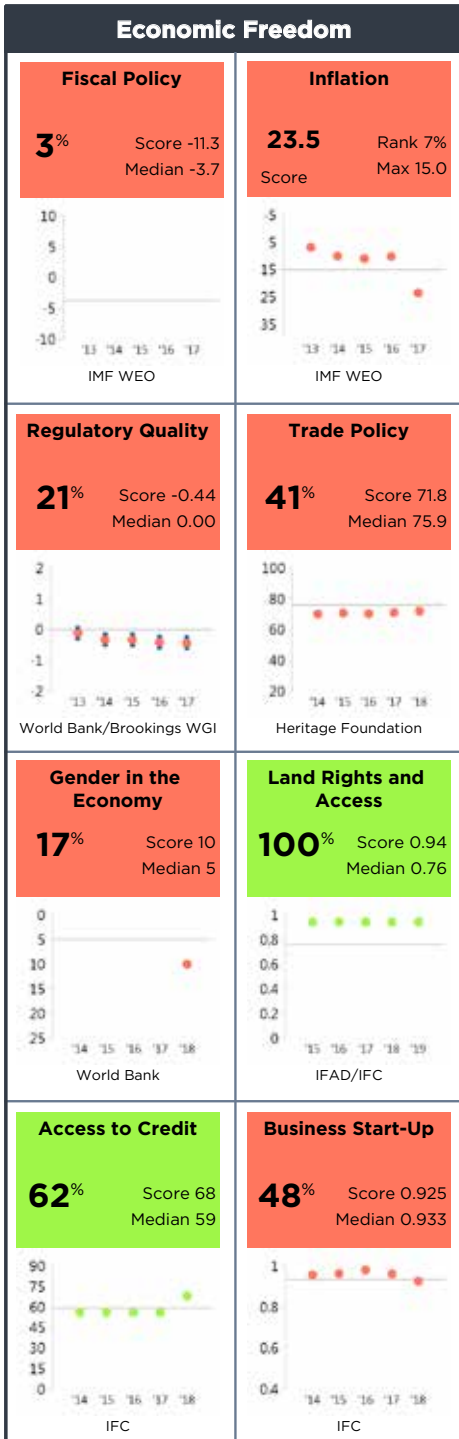
Category GNI/Cap \$1,876 - \$3,895

Half Scorecard Passed X

Control of Corruption X

Democratic Rights X

Egypt



For more information regarding the Millennium Challenge Account Selection Process and these indicators, please consult MCC's website www.mcc.gov/selection

El Salvador FY19

Population 6,378,000

GNI/Cap \$3,560

Category GNI/Cap \$1,876 - \$3,895

Half Scorecard Passed ✓

Control of Corruption X

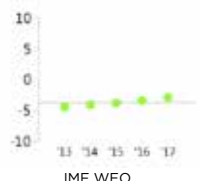
Democratic Rights ✓

El Salvador

Economic Freedom

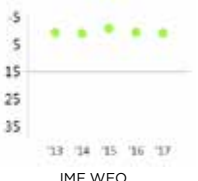
Fiscal Policy

55% Score -2.9
Median -3.7



Inflation

1.0 Rank 76%
Score Max 15.0



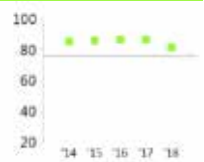
Regulatory Quality

76% Score 0.27
Median 0.00



Trade Policy

90% Score 81.4
Median 75.9



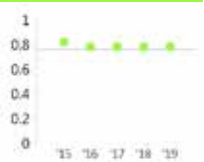
Gender in the Economy

93% Score 2
Median 5



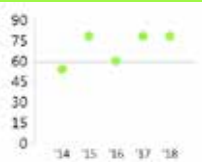
Land Rights and Access

56% Score 0.78
Median 0.76



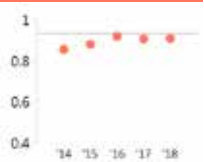
Access to Credit

83% Score 78
Median 59



Business Start-Up

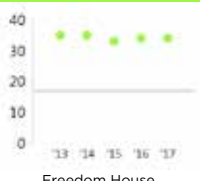
28% Score 0.908
Median 0.933



Ruling Justly

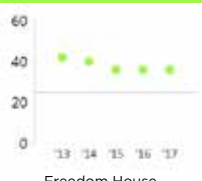
Political Rights

34 Rank 86%
Score Min 17



Civil Liberties

36 Rank 62%
Score Min 25



Control of Corruption

48% Score 0.00
Median 0.00



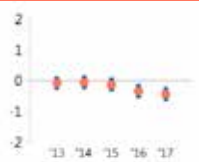
Government Effectiveness

55% Score 0.04
Median 0.00



Rule of Law

28% Score -0.44
Median 0.00



Freedom of Information

76% Score 37
Median 51



Investing in People

Health Expenditures

86% Score 4.44
Median 2.85



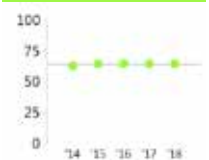
Primary Education Expenditures

56% Score 1.83
Median 1.68



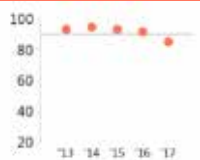
Natural Resource Protection

52% Score 64.3
Median 63.7



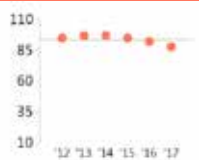
Immunization Rates

85.0 Rank 34%
Score Min 90.0



Girls' Sec Edu Enrollment Rate

43% Score 87.2
Median 92.7



Child Health

93% Score 96.7
Median 87.1



For more information regarding the Millennium Challenge Account Selection Process and these indicators, please consult MCC's website www.mcc.gov/selection

Eswatini FY19

Population 1,367,000

GNI/Cap \$2,960

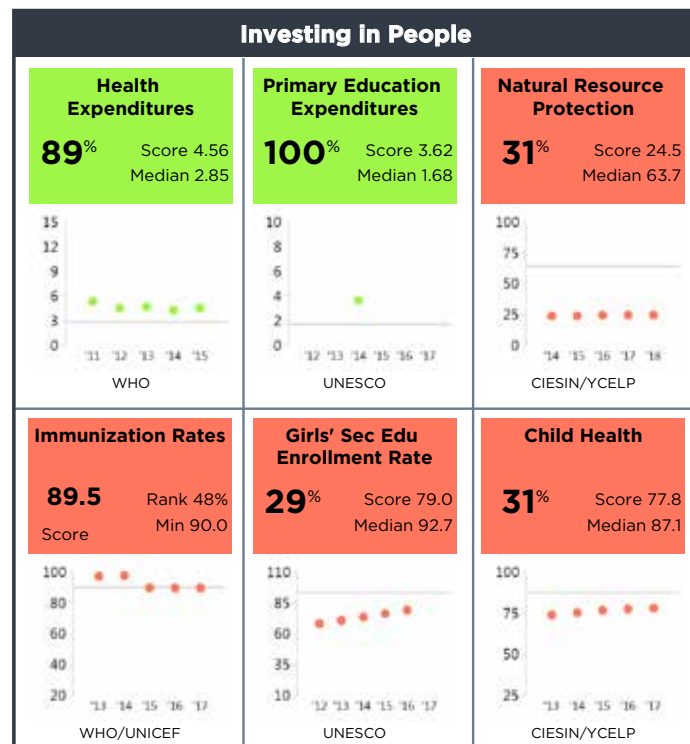
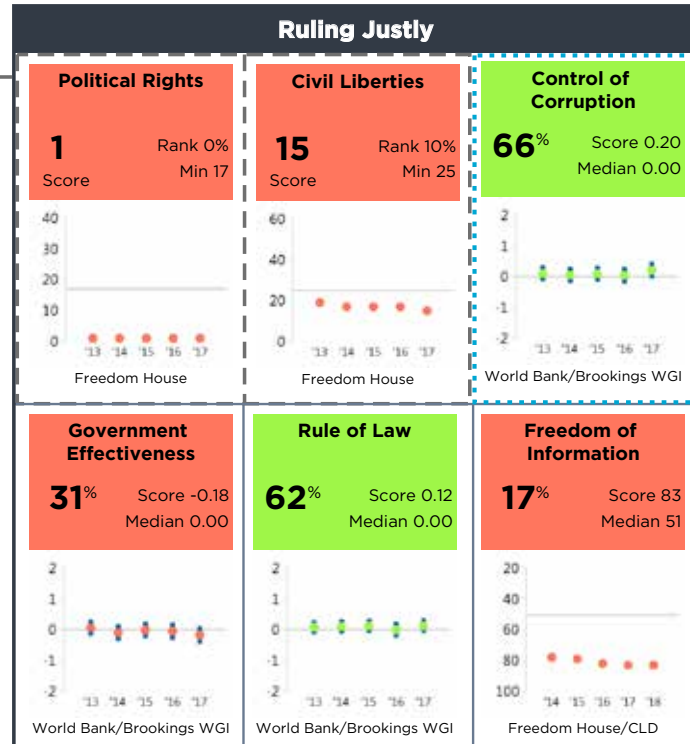
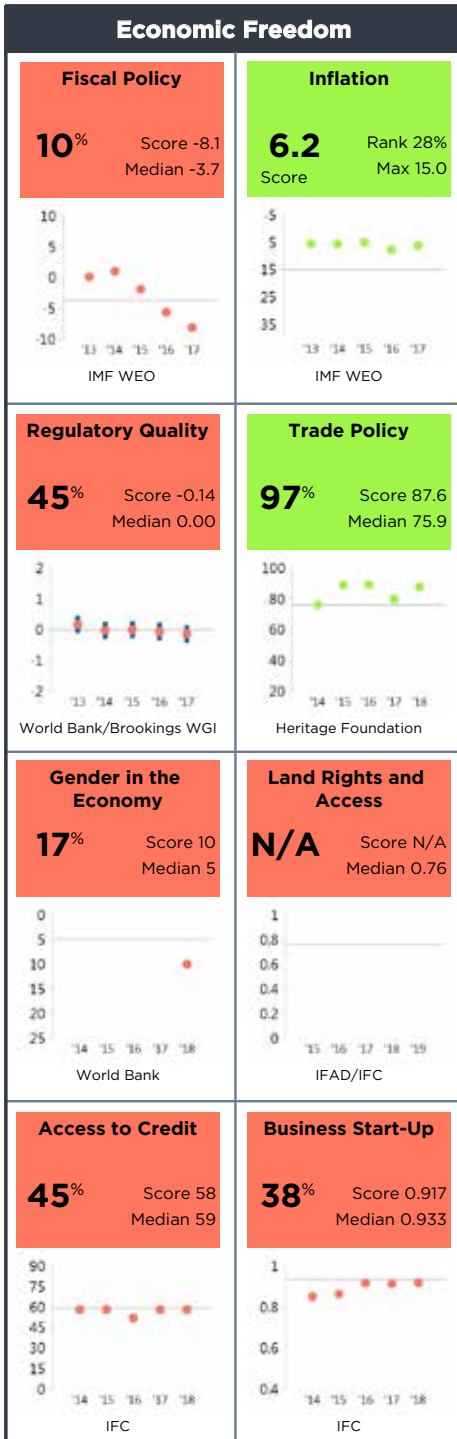
Category GNI/Cap \$1,876 - \$3,895

Half Scorecard Passed X

Control of Corruption ✓

Democratic Rights X

Eswatini



For more information regarding the Millennium Challenge Account Selection Process and these indicators, please consult MCC's website www.mcc.gov/selection

Georgia FY19

Population 3,717,000

GNI/Cap \$3,790

Category GNI/Cap \$1,876 - \$3,895

Half Scorecard Passed ✓

Control of Corruption ✓

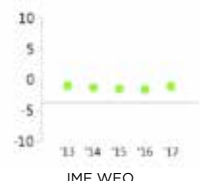
Democratic Rights ✓

Georgia

Economic Freedom

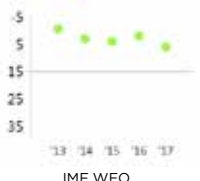
Fiscal Policy

79% Score -1.1
Median -3.7



Inflation

6.0 Rank 31%
Score Max 15.0



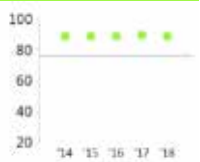
Regulatory Quality

100% Score 1.48
Median 0.00



Trade Policy

100% Score 88.6
Median 75.9



Gender in the Economy

93% Score 2
Median 5



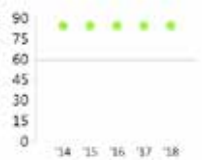
Land Rights and Access

96% Score 0.93
Median 0.76




Access to Credit

100% Score 84
Median 59



Business Start-Up

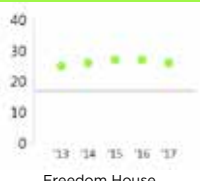
100% Score 0.994
Median 0.933



Ruling Justly

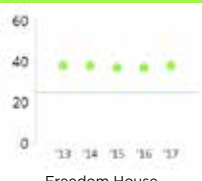
Political Rights

26 Rank 52%
Score Min 17



Civil Liberties

38 Rank 69%
Score Min 25



Control of Corruption

90% Score 1.25
Median 0.00




Government Effectiveness

100% Score 0.97
Median 0.00



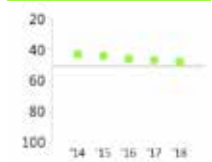
Rule of Law

86% Score 0.74
Median 0.00



Freedom of Information

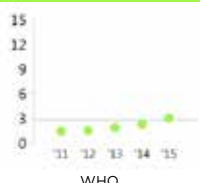
66% Score 48
Median 51



Investing in People

Health Expenditures

61% Score 3.08
Median 2.85



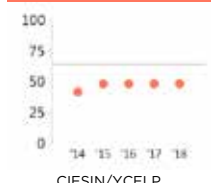
Primary Education Expenditures

0% Score 0.68
Median 1.68



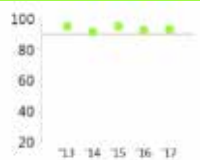
Natural Resource Protection

45% Score 48.2
Median 63.7



Immunization Rates

93.0 Rank 59%
Score Min 90.0



Girls' Sec Edu Enrollment Rate

100% Score 112.4
Median 92.7



Child Health

79% Score 93.9
Median 87.1



For more information regarding the Millennium Challenge Account Selection Process and these indicators, please consult MCC's website www.mcc.gov/selection

Honduras FY19

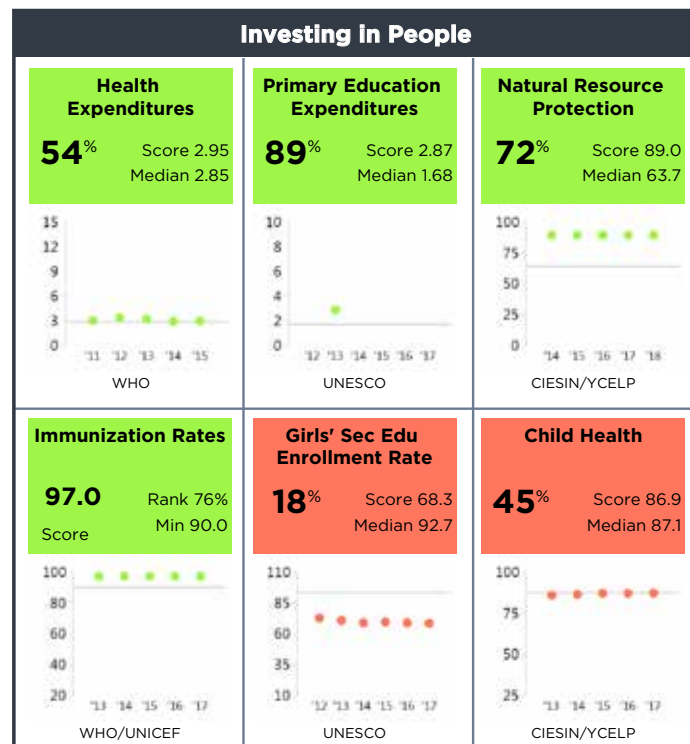
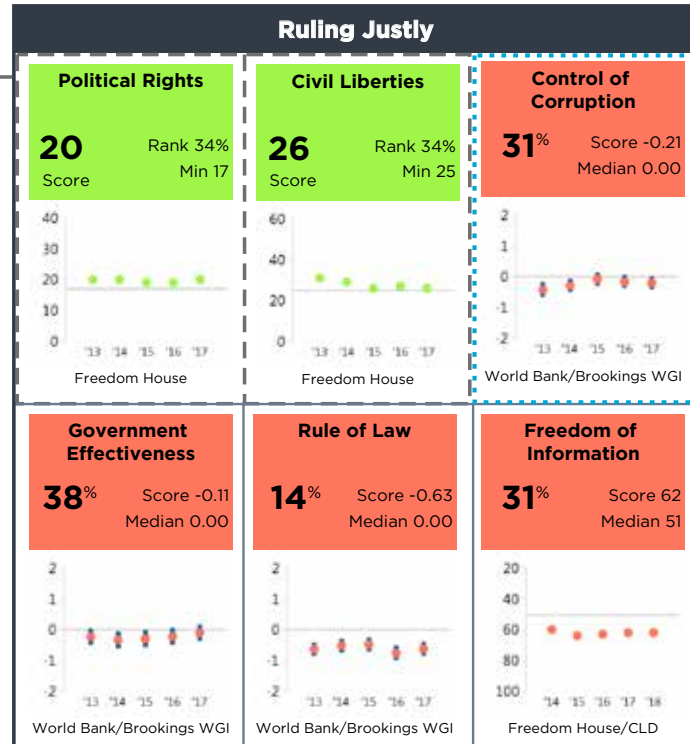
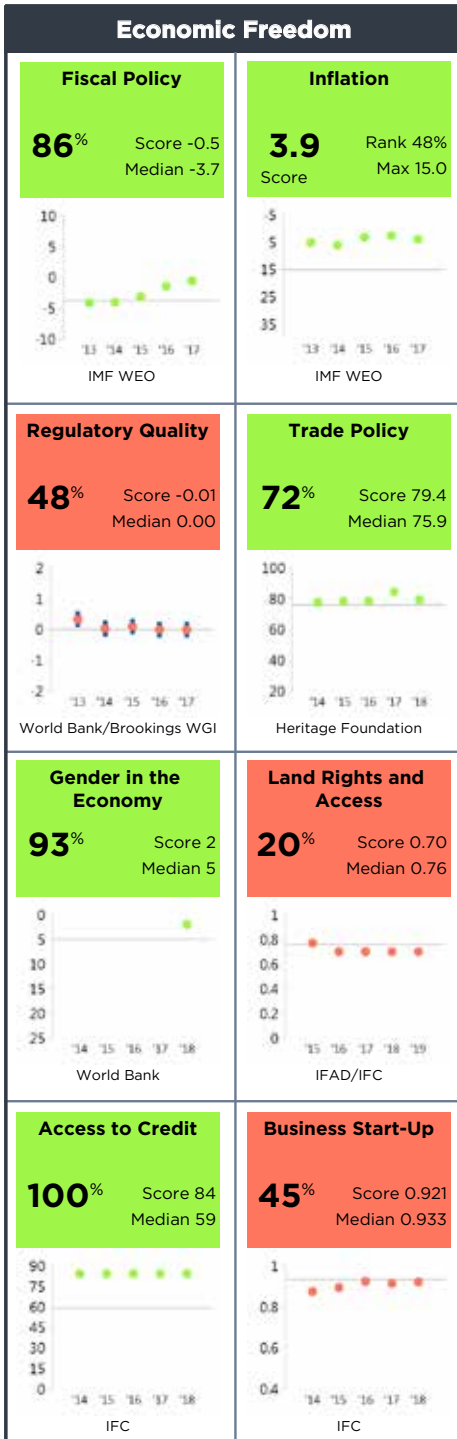
Population 9,265,000

GNI/Cap \$2,250

Category GNI/Cap \$1,876 - \$3,895

Half Scorecard Passed ✓Control of Corruption XDemocratic Rights ✓

Honduras



For more information regarding the Millennium Challenge Account Selection Process and these indicators, please consult MCC's website www.mcc.gov/selection

Indonesia FY19

Population 263,991,000

GNI/Cap \$3,540

Category GNI/Cap \$1,876 - \$3,895

Half Scorecard Passed ✓

Control of Corruption ✓

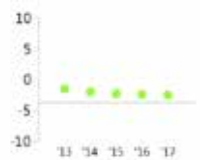
Democratic Rights ✓

Indonesia

Economic Freedom

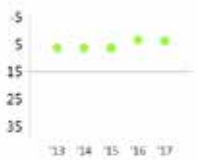
Fiscal Policy

62% Score -2.5
Median -3.7



Inflation

3.8 Rank 55%
Score Max 15.0



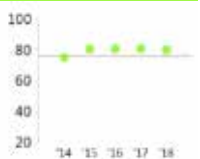
Regulatory Quality

90% Score 0.32
Median 0.00



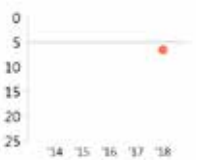
Trade Policy

79% Score 79.8
Median 75.9



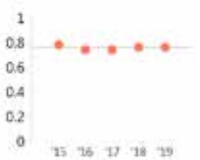
Gender in the Economy

34% Score 6.5
Median 5



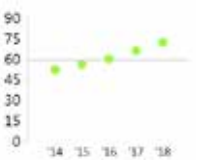
Land Rights and Access

48% Score 0.76
Median 0.76




Access to Credit

72% Score 72
Median 59



Business Start-Up

62% Score 0.951
Median 0.933



Ruling Justly

Political Rights

30 Rank 76%
Score Min 17



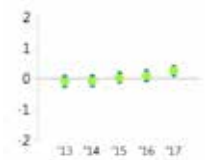
Civil Liberties

34 Rank 52%
Score Min 25



Control of Corruption

69% Score 0.25
Median 0.00



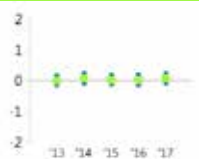
Government Effectiveness

86% Score 0.44
Median 0.00



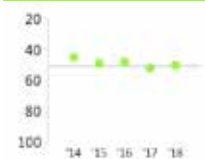
Rule of Law

55% Score 0.07
Median 0.00



Freedom of Information

59% Score 50
Median 51



Investing in People

Health Expenditures

7% Score 1.14
Median 2.85



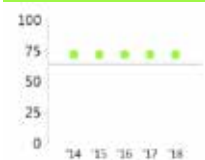
Primary Education Expenditures

44% Score 1.53
Median 1.68



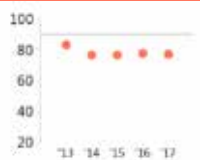
Natural Resource Protection

55% Score 71.8
Median 63.7



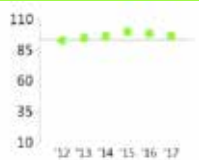
Immunization Rates

77.0 Rank 21%
Score Min 90.0



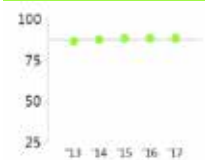
Girls' Sec Edu Enrollment Rate

64% Score 95.9
Median 92.7



Child Health

55% Score 88.1
Median 87.1



For more information regarding the Millennium Challenge Account Selection Process and these indicators, please consult MCC's website www.mcc.gov/selection

Kiribati FY19

Population 116,000

GNI/Cap \$2,780

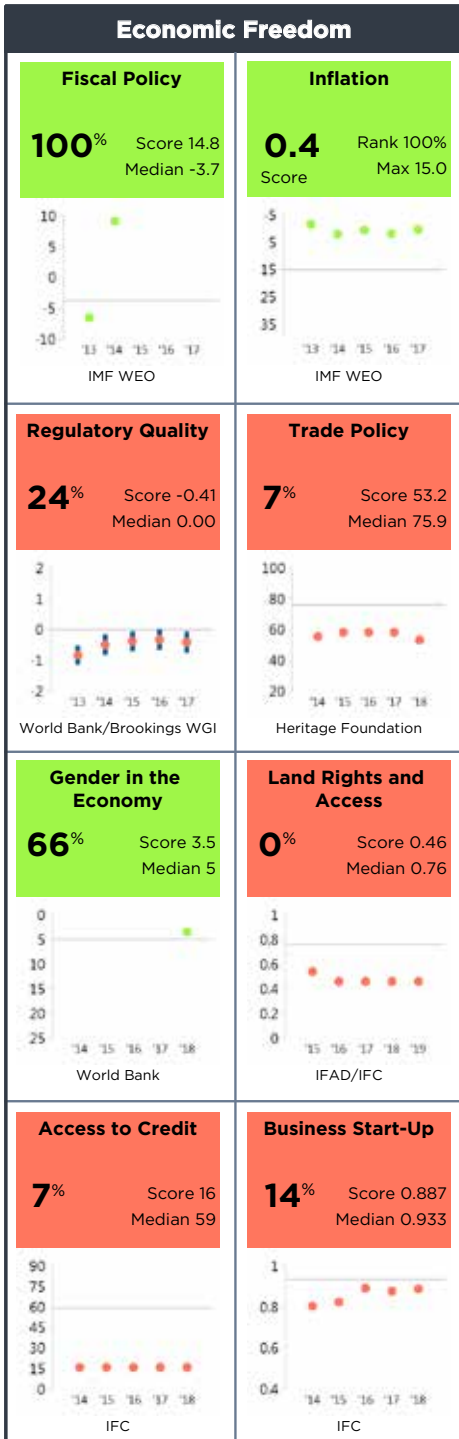
Category GNI/Cap \$1,876 - \$3,895

Half Scorecard Passed ✓

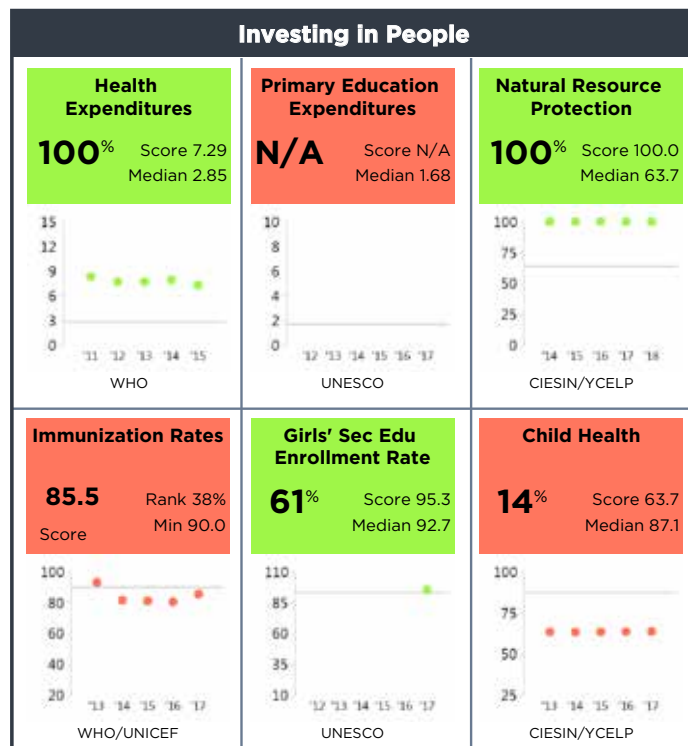
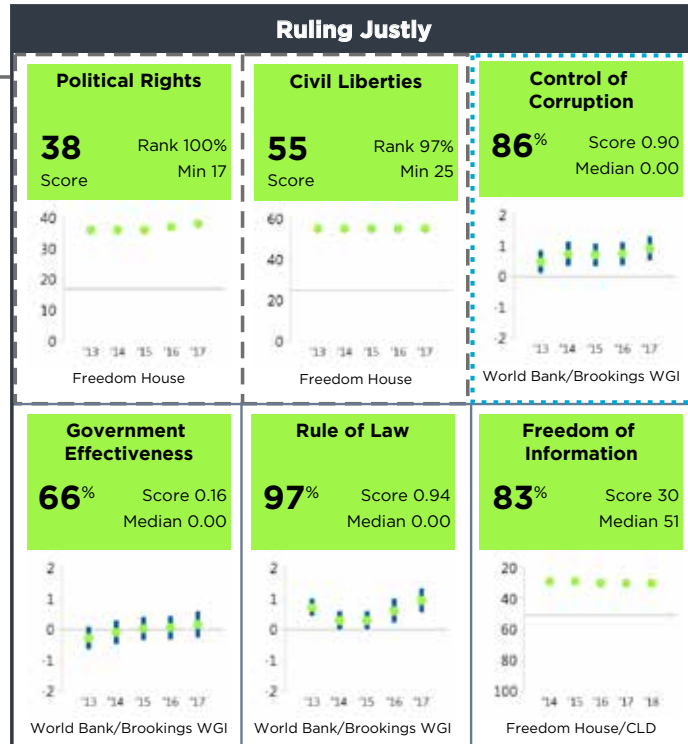
Control of Corruption ✓

Democratic Rights ✓

Kiribati



For more information regarding the Millennium Challenge Account Selection Process and these indicators, please consult MCC's website www.mcc.gov/selection



Kosovo FY19

Population 1,831,000

GNI/Cap \$3,890

Category GNI/Cap \$1,876 - \$3,895

Half Scorecard Passed ✓

Control of Corruption ✓

Democratic Rights ✓

Kosovo

Economic Freedom

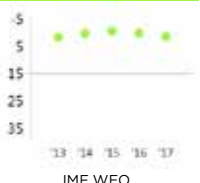
Fiscal Policy

76% Score -1.4
Median -3.7



Inflation

1.5 Rank 72%
Score Max 15.0



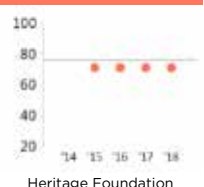
Regulatory Quality

79% Score 0.29
Median 0.00



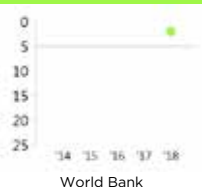
Trade Policy

34% Score 70.8
Median 75.9




Gender in the Economy

93% Score 2
Median 5



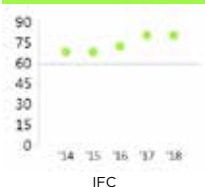
Land Rights and Access

Data currently not available for Kosovo*



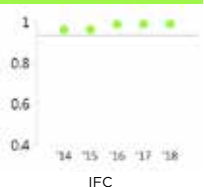
Access to Credit

90% Score 80
Median 59



Business Start-Up

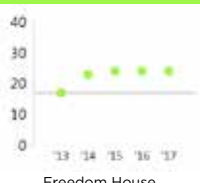
93% Score 0.988
Median 0.933



Ruling Justly

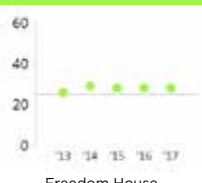
Political Rights

24 Rank 38%
Score Min 17



Civil Liberties

28 Rank 41%
Score Min 25



Control of Corruption

52% Score 0.00
Median 0.00



Government Effectiveness

48% Score -0.01
Median 0.00



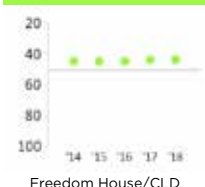
Rule of Law

45% Score -0.01
Median 0.00



Freedom of Information


69% Score 44
Median 51



Investing in People

Health Expenditures

Data currently not available for Kosovo*



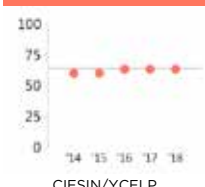
Primary Education Expenditures

22% Score 1.20
Median 1.68



Natural Resource Protection

48% Score 63.1
Median 63.7



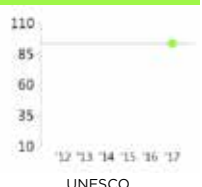
Immunization Rates

94.5 Rank 66%
Score Min 90.0



Girls' Sec Edu Enrollment Rate

54% Score 93.3
Median 92.7



Child Health

66% Score 90.5
Median 87.1



For more information regarding the Millennium Challenge Account Selection Process and these indicators, please consult MCC's website www.mcc.gov/selection

*The UN does not publish data for Kosovo due to lack of recognition status.

Lao PDR FY19

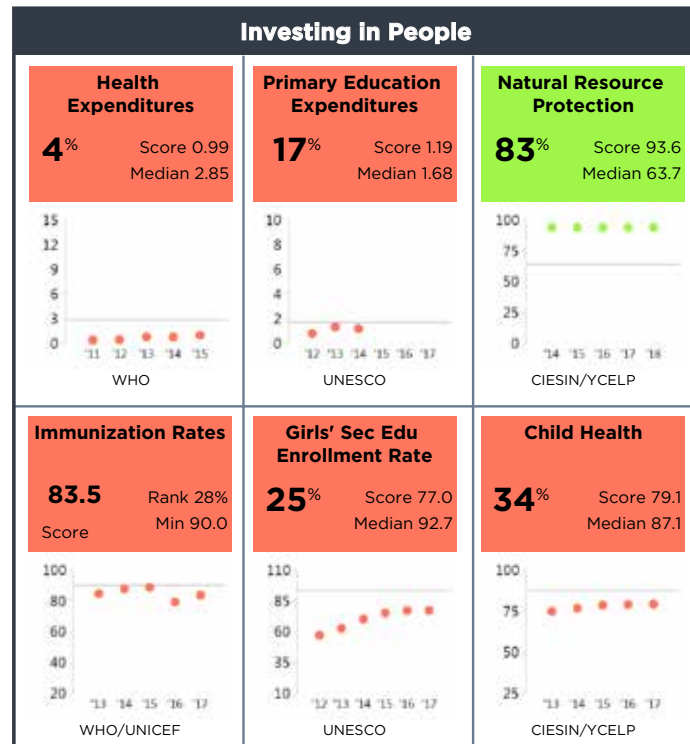
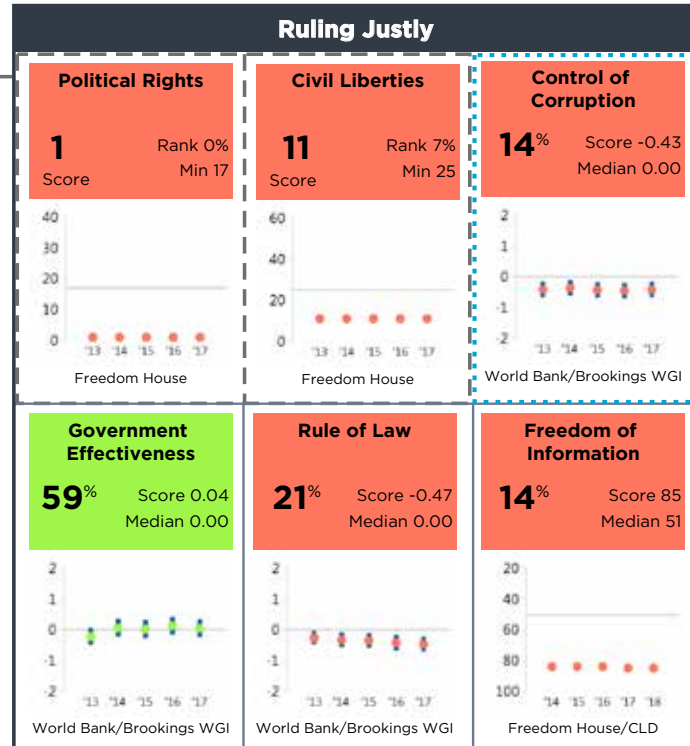
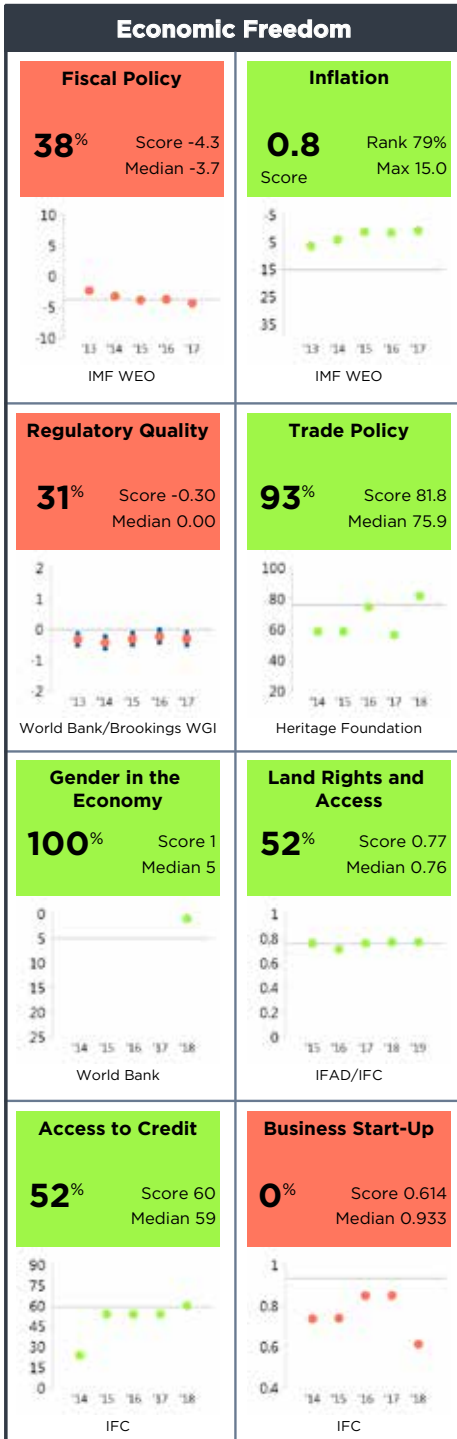
Population 6,858,000

GNI/Cap \$2,270

Category GNI/Cap \$1,876 - \$3,895

Half Scorecard Passed **X**Control of Corruption **X**Democratic Rights **X**

Lao, PDR



For more information regarding the Millennium Challenge Account Selection Process and these indicators, please consult MCC's website www.mcc.gov/selection

Micronesia, Fed. Sts. FY19

Population 106,000

GNI/Cap \$3,590

Category GNI/Cap \$1,876 - \$3,895

Half Scorecard Passed ✓

Control of Corruption ✓

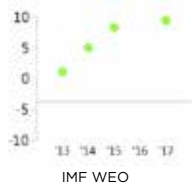
Democratic Rights ✓

Micronesia

Economic Freedom

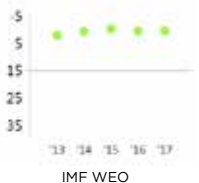
Fiscal Policy

97% Score 9.4
Median -3.7



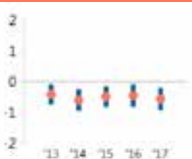
Inflation

0.5 Rank 93%
Score Max 15.0



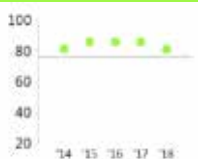
Regulatory Quality

10% Score -0.57
Median 0.00



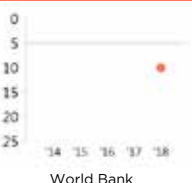
Trade Policy

83% Score 80.6
Median 75.9



Gender in the Economy

17% Score 10
Median 5



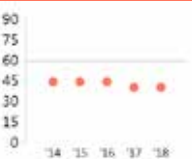
Land Rights and Access

N/A Score N/A
Median 0.76



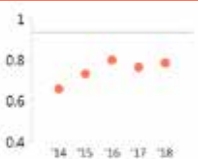
Access to Credit

17% Score 40
Median 59



Business Start-Up

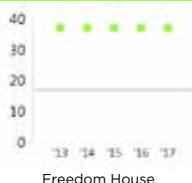
3% Score 0.785
Median 0.933



Ruling Justly

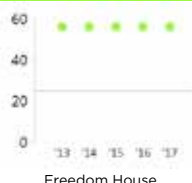
Political Rights

37 Rank 93%
Score Min 17



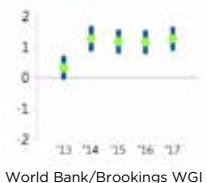
Civil Liberties

56 Rank 100%
Score Min 25



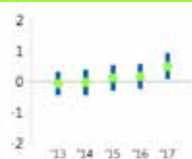
Control of Corruption

93% Score 1.25
Median 0.00



Government Effectiveness

90% Score 0.49
Median 0.00



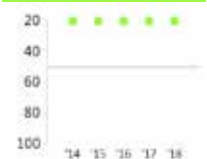
Rule of Law

72% Score 0.42
Median 0.00



Freedom of Information

100% Score 21
Median 51



Investing in People

Health Expenditures

71% Score 3.40
Median 2.85



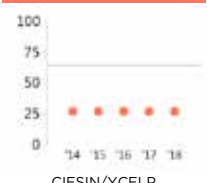
Primary Education Expenditures

N/A Score N/A
Median 1.68



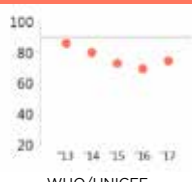
Natural Resource Protection

34% Score 26.6
Median 63.7



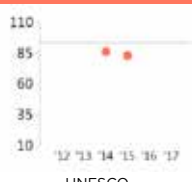
Immunization Rates

74.5 Rank 17%
Score Min 90.0



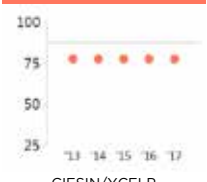
Girls' Sec Edu Enrollment Rate

36% Score 82.7
Median 92.7



Child Health

28% Score 77.3
Median 87.1



For more information regarding the Millennium Challenge Account Selection Process and these indicators, please consult MCC's website www.mcc.gov/selection

Moldova FY19

Population 3,550,000

GNI/Cap \$2,180

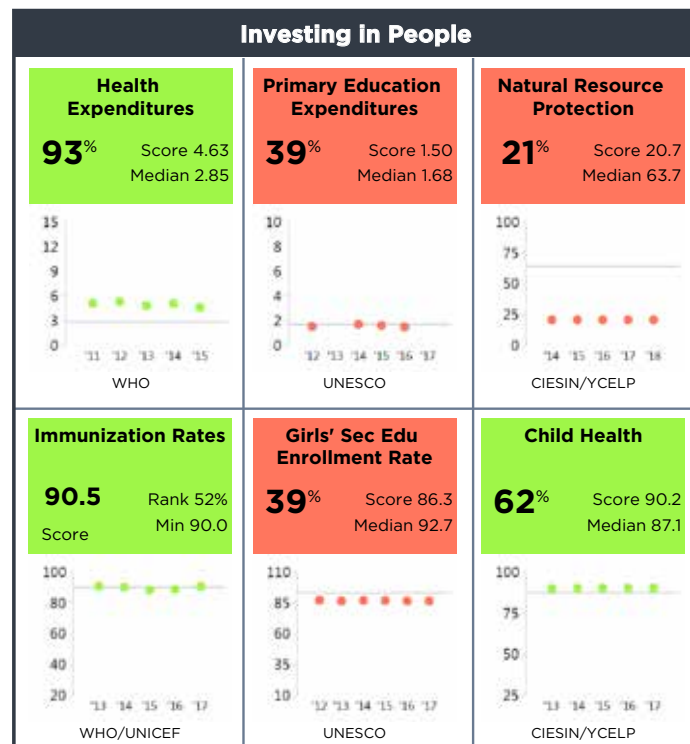
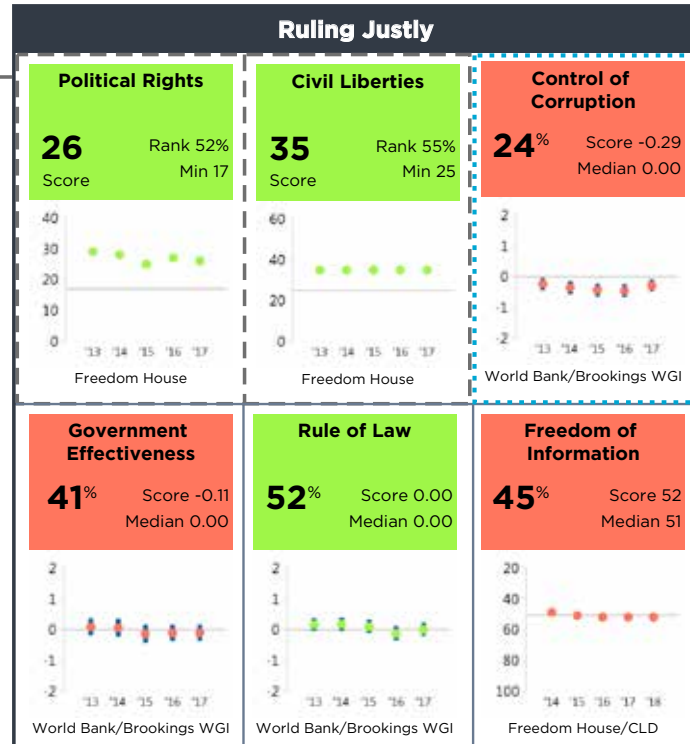
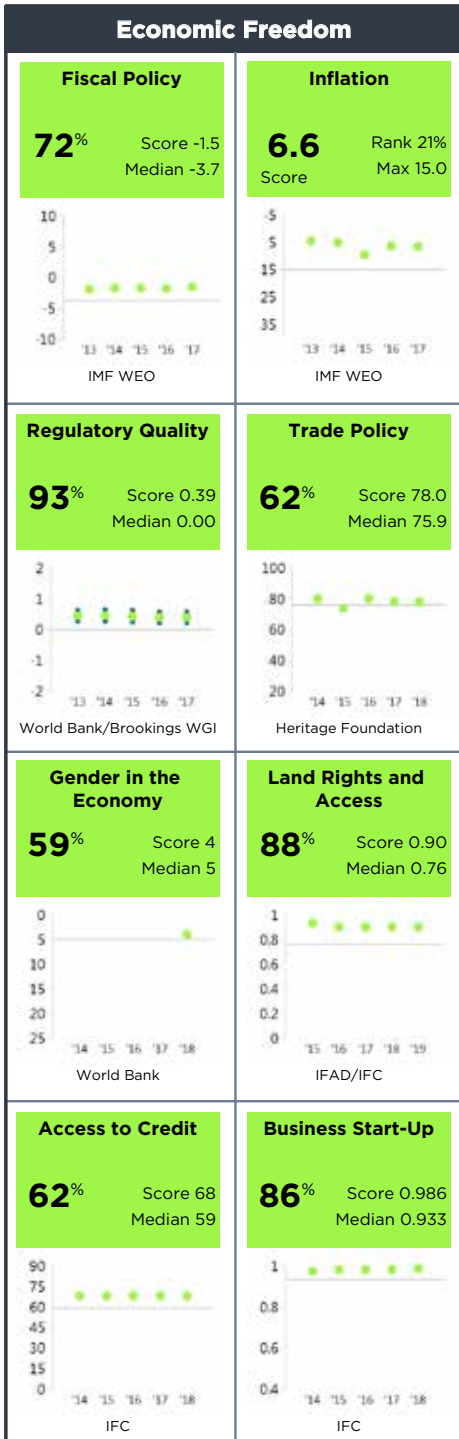
Category GNI/Cap \$1,876 - \$3,895

Half Scorecard Passed ✓

Control of Corruption X

Democratic Rights ✓

Moldova



For more information regarding the Millennium Challenge Account Selection Process and these indicators, please consult MCC's website www.mcc.gov/selection

Mongolia FY19

Population 3,076,000

GNI/Cap \$3,290

Category GNI/Cap \$1,876 - \$3,895

Half Scorecard Passed ✓

Control of Corruption ✓

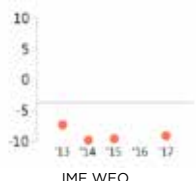
Democratic Rights ✓

Mongolia

Economic Freedom

Fiscal Policy

7% Score -9.1
Median -3.7



Inflation

4.6 Rank 45%
Score Max 15.0



Regulatory Quality

86% Score 0.31
Median 0.00



Trade Policy

48% Score 75.8
Median 75.9



Gender in the Economy

69% Score 3
Median 5



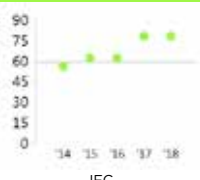
Land Rights and Access

12% Score 0.68
Median 0.76



Access to Credit

83% Score 78
Median 59



Business Start-Up

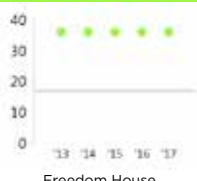
76% Score 0.975
Median 0.933



Ruling Justly

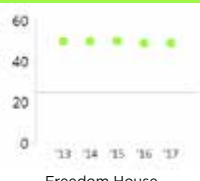
Political Rights

36 Rank 90%
Score Min 17



Civil Liberties

49 Rank 90%
Score Min 25



Control of Corruption

62% Score 0.05
Median 0.00



Government Effectiveness

62% Score 0.14
Median 0.00



Rule of Law

59% Score 0.11
Median 0.00



Freedom of Information

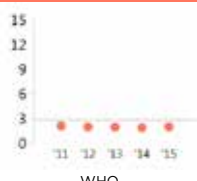
79% Score 33
Median 51



Investing in People

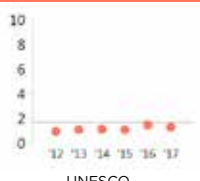
Health Expenditures

29% Score 2.02
Median 2.85



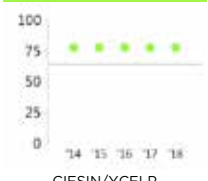
Primary Education Expenditures

33% Score 1.31
Median 1.68




Natural Resource Protection

59% Score 77.5
Median 63.7



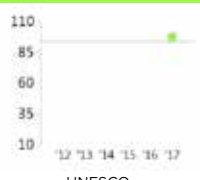
Immunization Rates

99.0 Rank 100%
Score Min 90.0



Girls' Sec Edu Enrollment Rate

75% Score 97.0
Median 92.7



Child Health

69% Score 90.7
Median 87.1



For more information regarding the Millennium Challenge Account Selection Process and these indicators, please consult MCC's website www.mcc.gov/selection

Morocco FY19

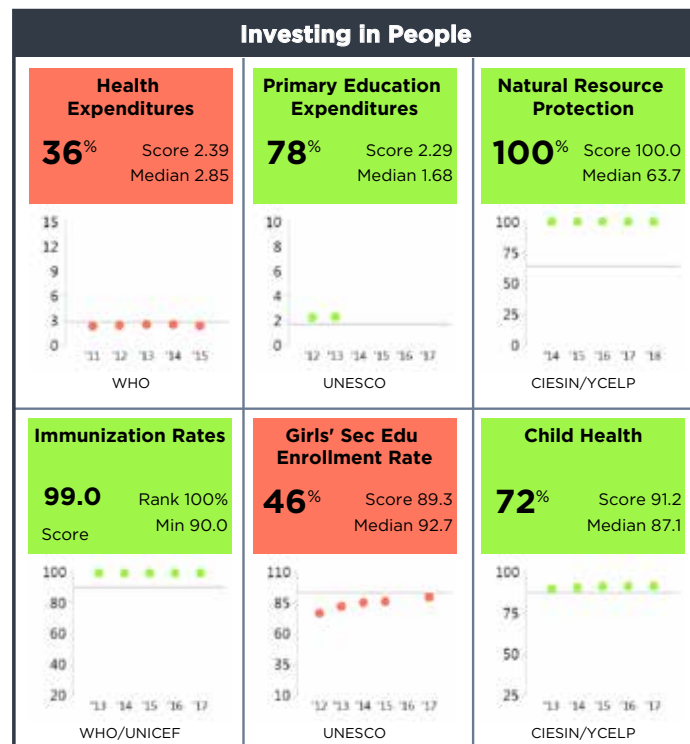
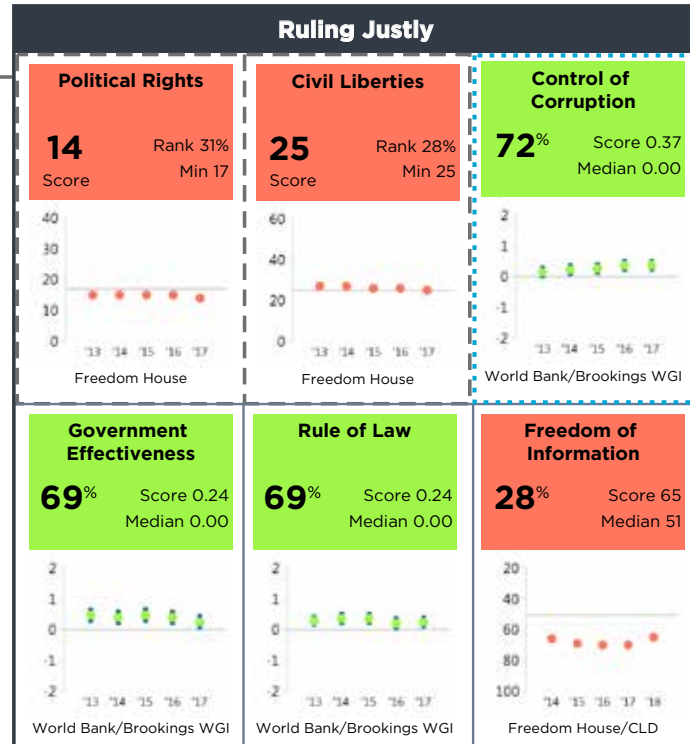
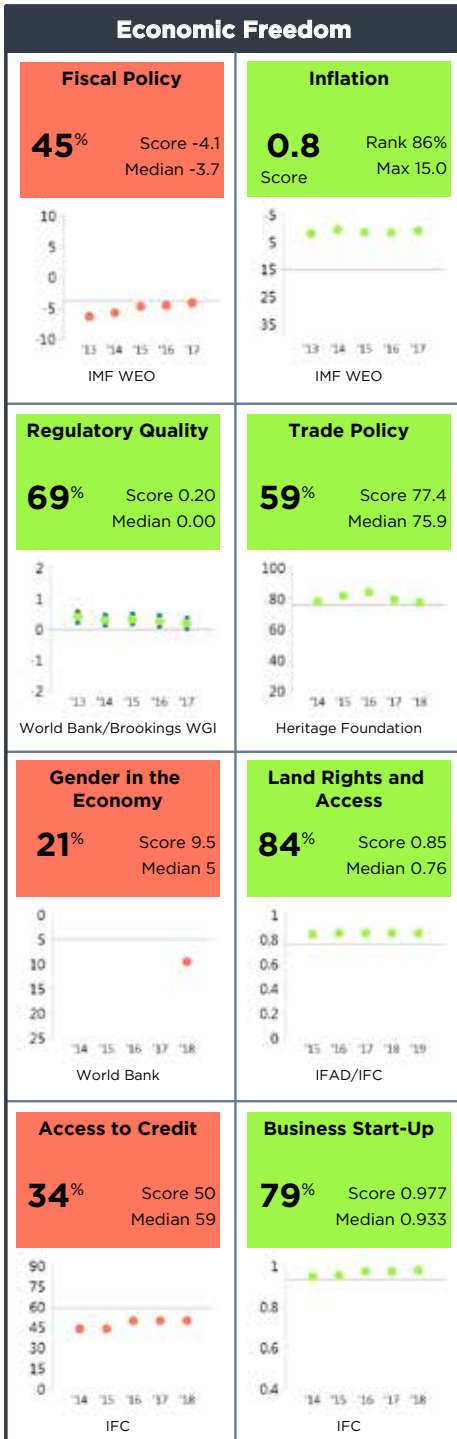
Population 35,740,000

GNI/Cap \$2,863

Category GNI/Cap \$1,876 - \$3,895

Half Scorecard Passed Control of Corruption Democratic Rights 

Morocco



For more information regarding the Millennium Challenge Account Selection Process and these indicators, please consult MCC's website www.mcc.gov/selection

Nicaragua FY19

Population 6,218,000

GNI/Cap \$2,130

Category GNI/Cap \$1,876 - \$3,895

Half Scorecard Passed X

Control of Corruption X

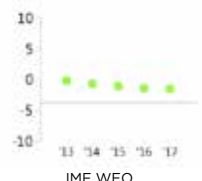
Democratic Rights ✓

Nicaragua

Economic Freedom

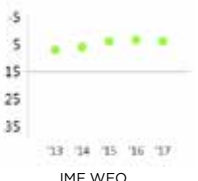
Fiscal Policy

69% Score -1.5
Median -3.7



Inflation

3.9 Rank 52%
Score Max 15.0



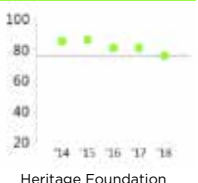
Regulatory Quality

34% Score -0.25
Median 0.00



Trade Policy

52% Score 76.0
Median 75.9



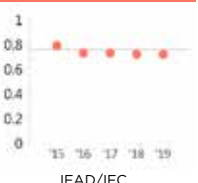
Gender in the Economy

93% Score 2
Median 5



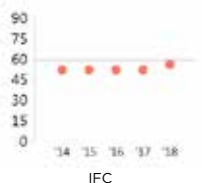
Land Rights and Access

32% Score 0.72
Median 0.76



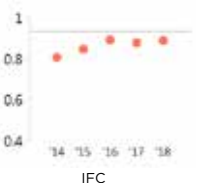
Access to Credit

41% Score 56
Median 59



Business Start-Up

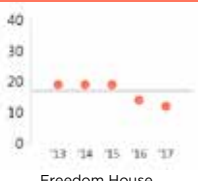
17% Score 0.889
Median 0.933



Ruling Justly

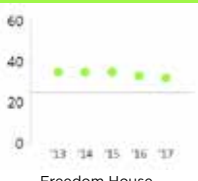
Political Rights

12 Rank 28%
Score Min 17



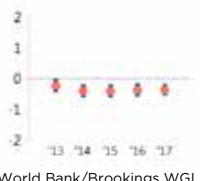
Civil Liberties

32 Rank 48%
Score Min 25



Control of Corruption

21% Score -0.37
Median 0.00



Government Effectiveness

24% Score -0.24
Median 0.00



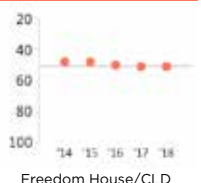
Rule of Law

38% Score -0.23
Median 0.00



Freedom of Information

50% Score 51
Median 51



Investing in People


Health Expenditures

82% Score 4.41
Median 2.85



Primary Education Expenditures

N/A Score N/A
Median 1.68



Natural Resource Protection

86% Score 94.5
Median 63.7



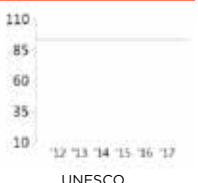
Immunization Rates

98.5 Rank 86%
Score Min 90.0



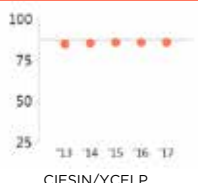
Girls' Sec Edu Enrollment Rate

N/A Score N/A
Median 92.7



Child Health

41% Score 85.6
Median 87.1



For more information regarding the Millennium Challenge Account Selection Process and these indicators, please consult MCC's website www.mcc.gov/selection

Nigeria FY19

Population 190,886,000

GNI/Cap \$2,080

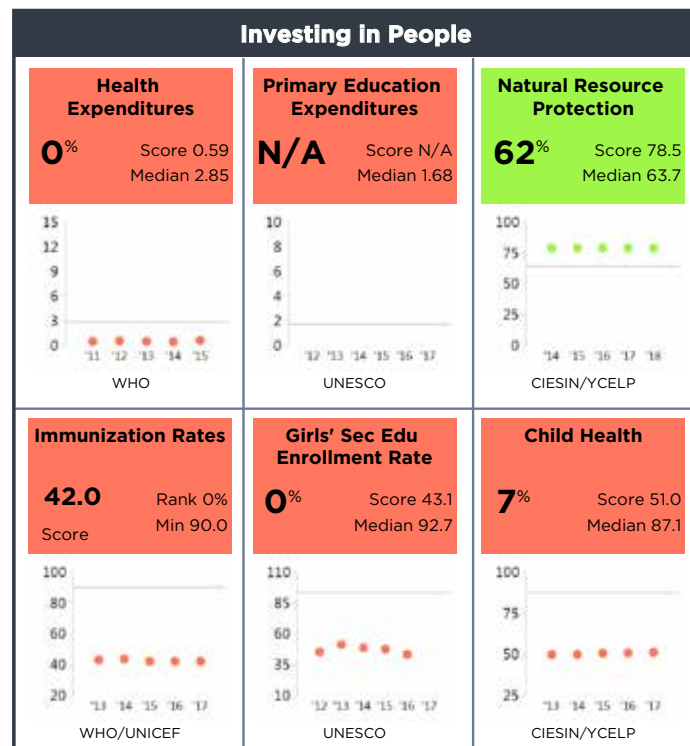
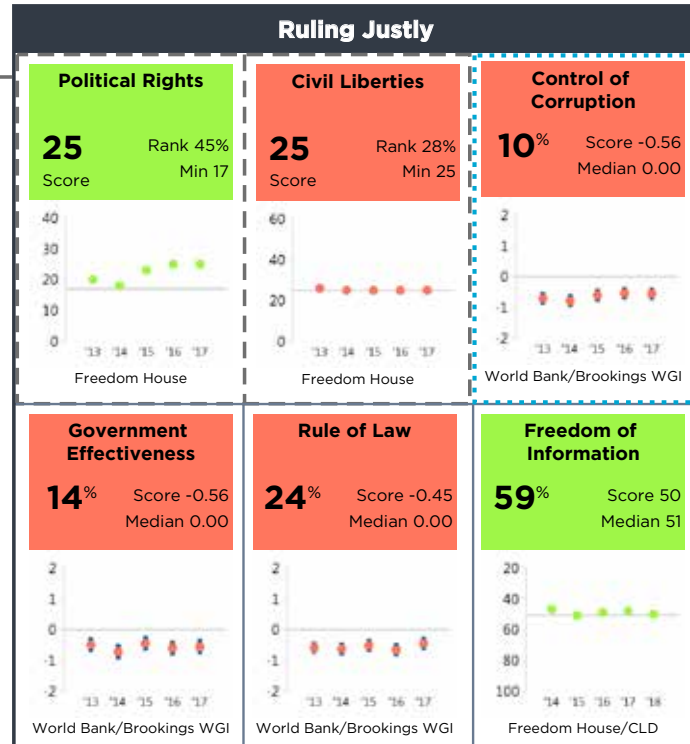
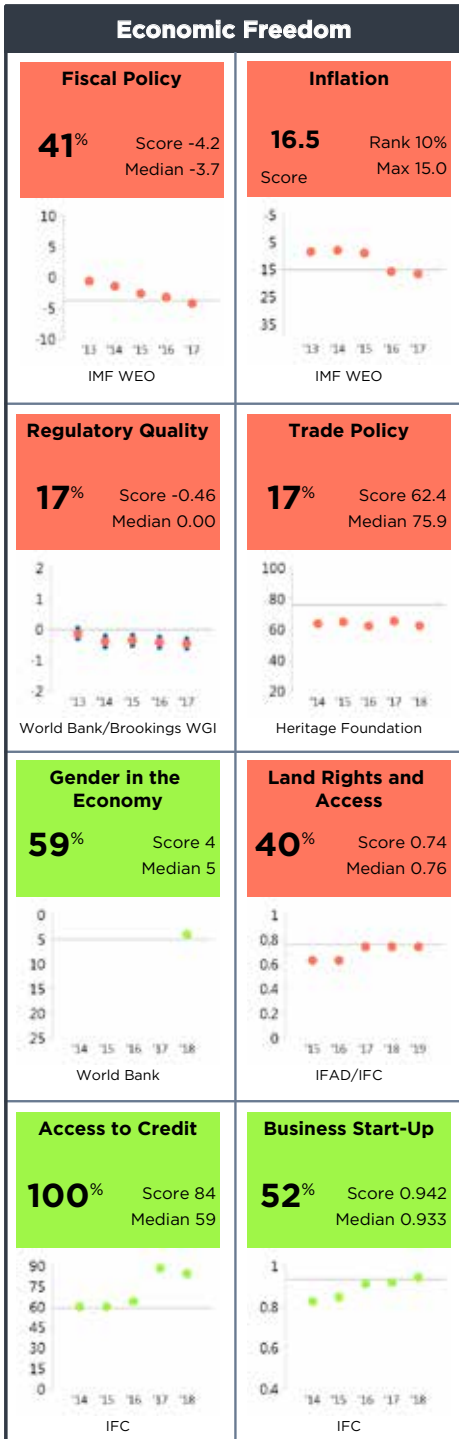
Category GNI/Cap \$1,876 - \$3,895

Half Scorecard Passed X

Control of Corruption X

Democratic Rights ✓

Nigeria



For more information regarding the Millennium Challenge Account Selection Process and these indicators, please consult MCC's website www.mcc.gov/selection

Papua New Guinea FY19

Population 8,251,000

GNI/Cap \$2,410

Category GNI/Cap \$1,876 - \$3,895

Half Scorecard Passed X

Control of Corruption X

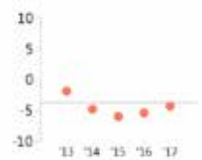
Democratic Rights ✓

Papua New Guinea

Economic Freedom

Fiscal Policy

34% Score -4.3
Median -3.7



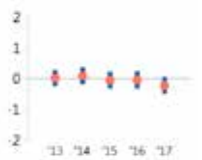
Inflation

5.4 Rank 38%
Score Max 15.0



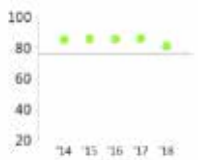
Regulatory Quality

38% Score -0.23
Median 0.00



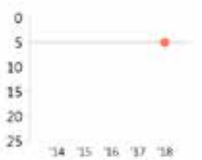
Trade Policy

86% Score 80.9
Median 75.9



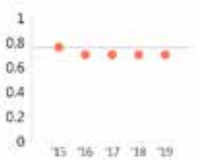
Gender in the Economy

50% Score 5
Median 5



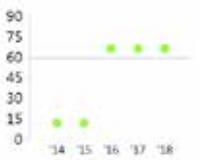
Land Rights and Access

16% Score 0.70
Median 0.76



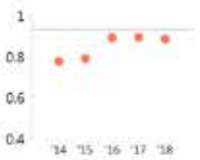
Access to Credit

55% Score 66
Median 59



Business Start-Up

10% Score 0.886
Median 0.933



Ruling Justly

Political Rights

25 Rank 45%
Score Min 17



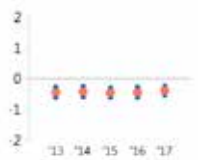
Civil Liberties

38 Rank 69%
Score Min 25



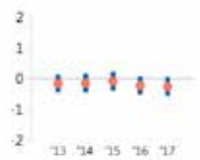
Control of Corruption

17% Score -0.39
Median 0.00



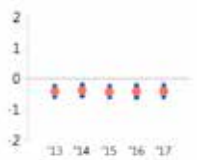
Government Effectiveness

21% Score -0.26
Median 0.00



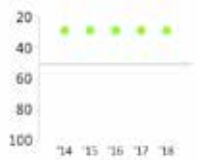
Rule of Law

31% Score -0.41
Median 0.00



Freedom of Information

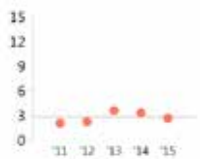
86% Score 29
Median 51



Investing in People

Health Expenditures

46% Score 2.68
Median 2.85



Primary Education Expenditures

N/A Score N/A
Median 1.68



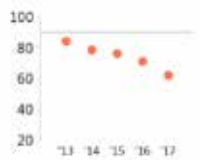
Natural Resource Protection

10% Score 14.3
Median 63.7



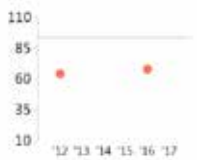
Immunization Rates

62.0 Rank 7%
Score Min 90.0



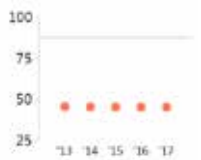
Girls' Sec Edu Enrollment Rate

14% Score 67.6
Median 92.7



Child Health

0% Score 45.2
Median 87.1



For more information regarding the Millennium Challenge Account Selection Process and these indicators, please consult MCC's website www.mcc.gov/selection

Philippines FY19

Population 104,918,000

GNI/Cap \$3,660

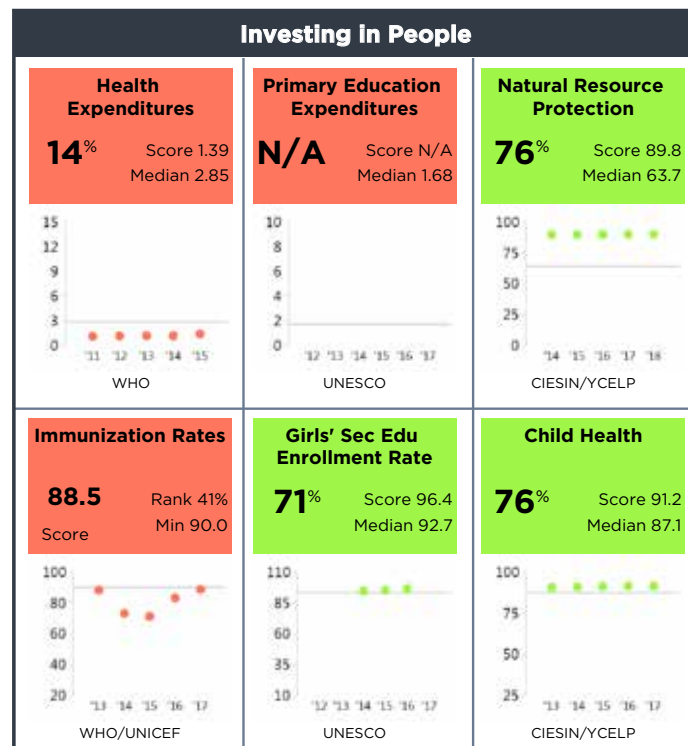
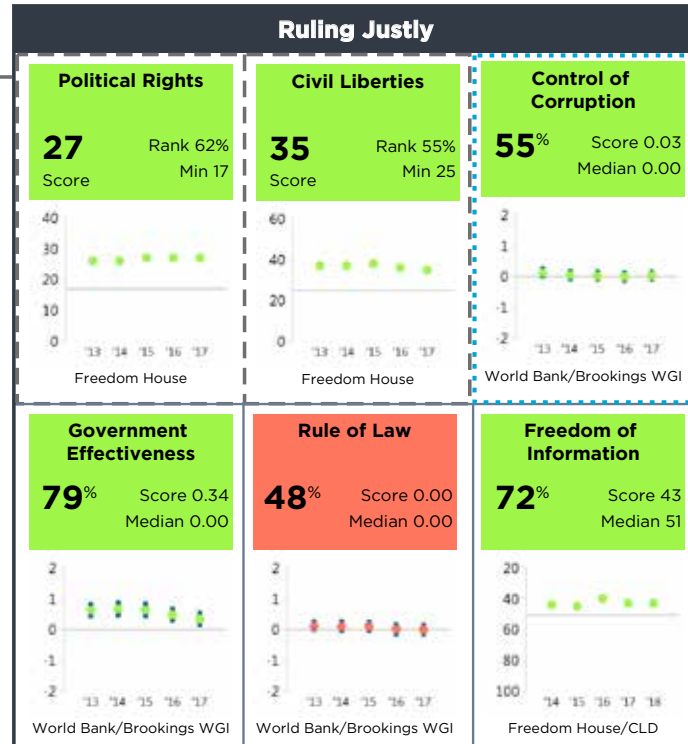
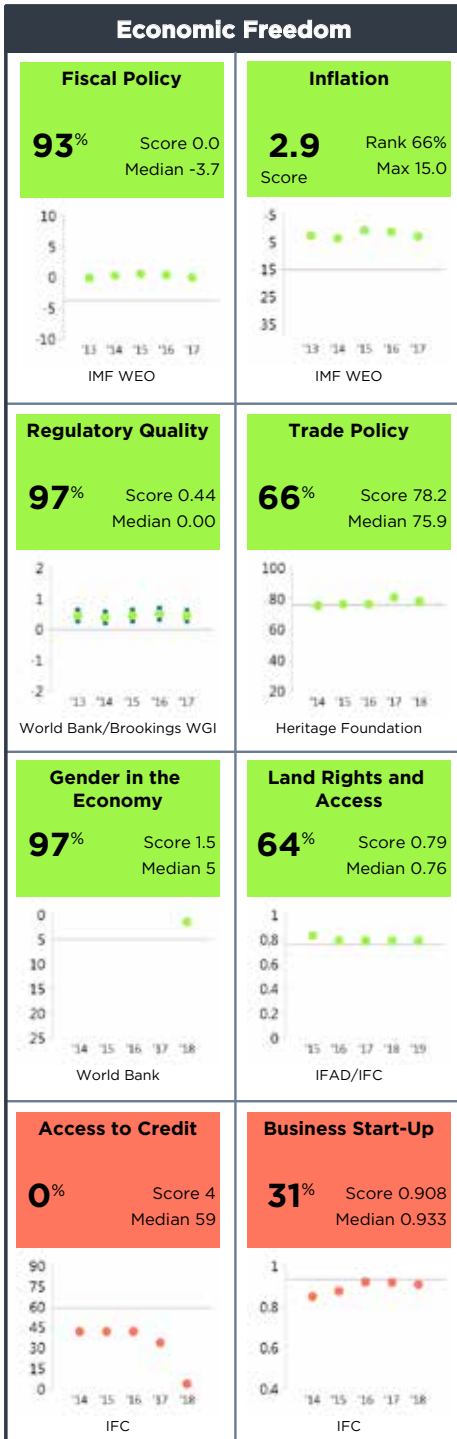
Category GNI/Cap \$1,876 - \$3,895

Half Scorecard Passed ✓

Control of Corruption ✓

Democratic Rights ✓

Philippines



For more information regarding the Millennium Challenge Account Selection Process and these indicators, please consult MCC's website www.mcc.gov/selection

Solomon Islands FY19

Population 611,000

GNI/Cap \$1,920

Category GNI/Cap \$1,876 - \$3,895

Half Scorecard Passed X

Control of Corruption ✓

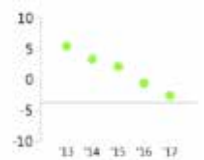
Democratic Rights ✓

Solomon Islands

Economic Freedom

Fiscal Policy

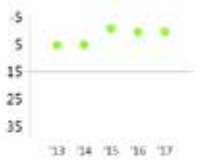
59% Score -2.6
Median -3.7



IMF WEO

Inflation

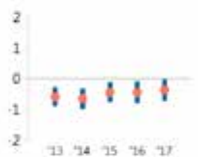
0.5 Rank 97%
Score Max 15.0



IMF WEO

Regulatory Quality

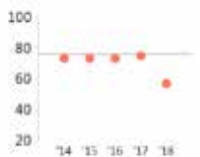
28% Score -0.37
Median 0.00



World Bank/Brookings WGI

Trade Policy


10% Score 56.8
Median 75.9



Heritage Foundation

Gender in the Economy

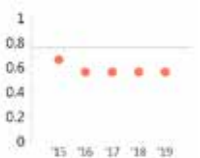
38% Score 6
Median 5



World Bank

Land Rights and Access

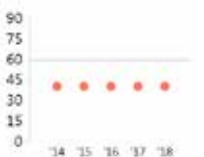
4% Score 0.56
Median 0.76



IFAD/IFC

Access to Credit


17% Score 40
Median 59



IFC

Business Start-Up

59% Score 0.946
Median 0.933



IFC

Ruling Justly

Political Rights

28 Rank 66%
Score Min 17



Freedom House

Civil Liberties

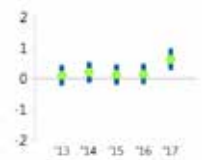
44 Rank 83%
Score Min 25



Freedom House

Control of Corruption

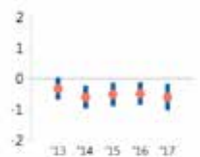
83% Score 0.62
Median 0.00



World Bank/Brookings WGI

Government Effectiveness

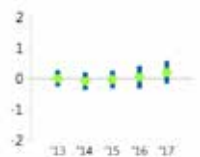
10% Score -0.60
Median 0.00



World Bank/Brookings WGI

Rule of Law

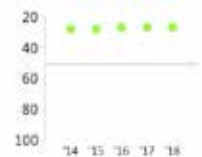
66% Score 0.20
Median 0.00



World Bank/Brookings WGI

Freedom of Information

93% Score 27
Median 51

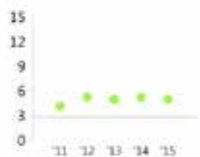


Freedom House/CLD

Investing in People

Health Expenditures

96% Score 4.98
Median 2.85



WHO

Primary Education Expenditures

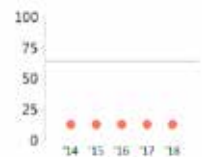
N/A Score N/A
Median 1.68



UNESCO

Natural Resource Protection

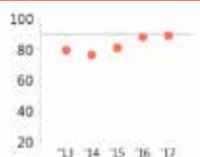
7% Score 12.9
Median 63.7



CIESIN/YCELP

Immunization Rates

89.0 Rank 45%
Score Min 90.0



WHO/UNICEF

Girls' Sec Edu Enrollment Rate

32% Score 80.0
Median 92.7



UNESCO

Child Health

17% Score 65.3
Median 87.1



CIESIN/YCELP

For more information regarding the Millennium Challenge Account Selection Process and these indicators, please consult MCC's website www.mcc.gov/selection

Sri Lanka FY19

Population 21,444,000

GNI/Cap \$3,840

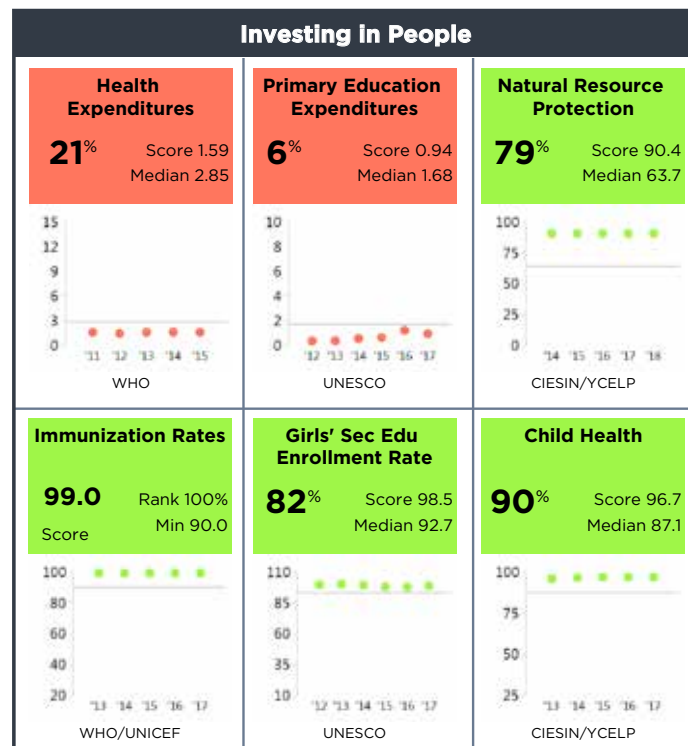
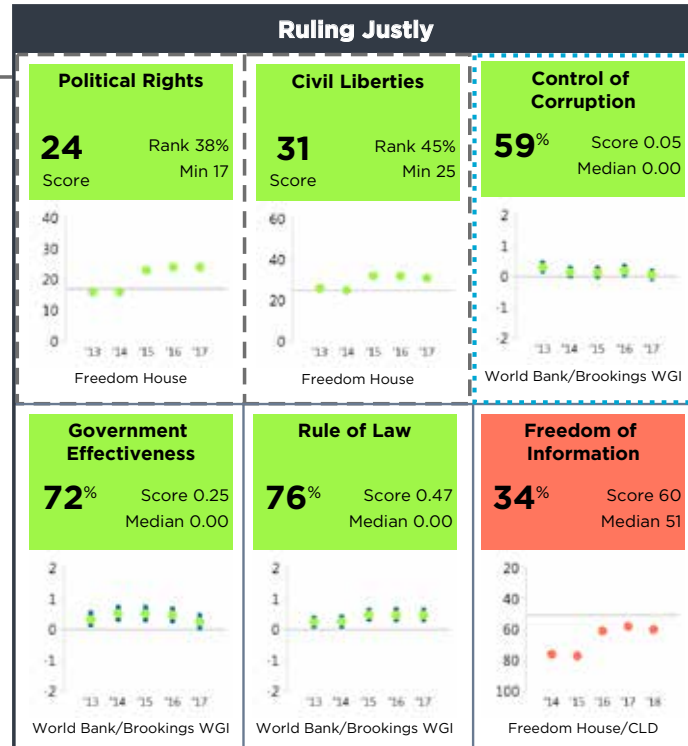
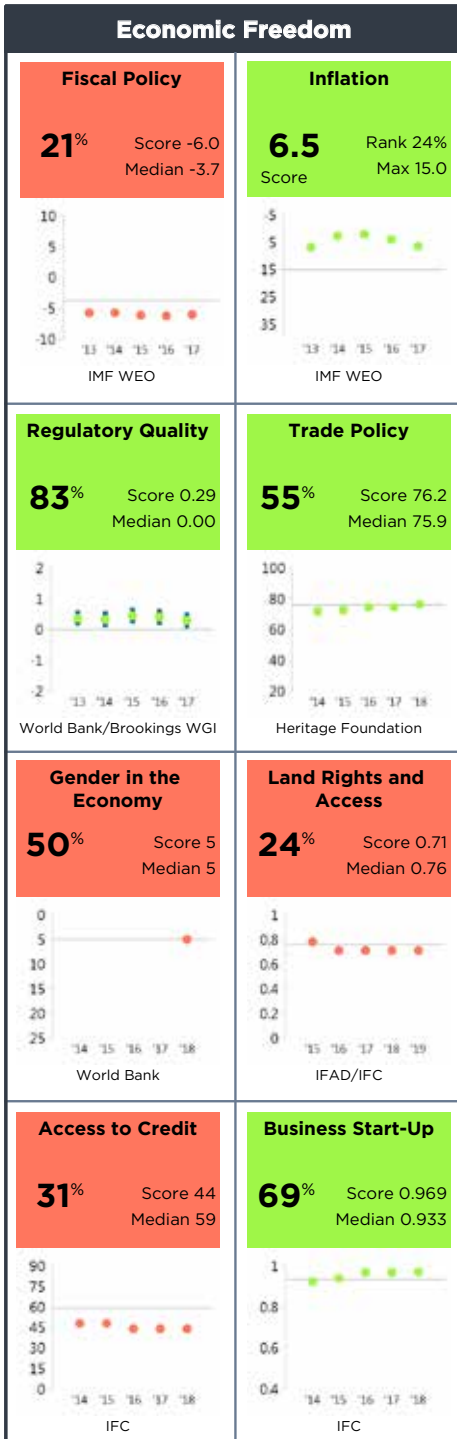
Category GNI/Cap \$1,876 - \$3,895

Half Scorecard Passed ✓

Control of Corruption ✓

Democratic Rights ✓

Sri Lanka



For more information regarding the Millennium Challenge Account Selection Process and these indicators, please consult MCC's website www.mcc.gov/selection

Sudan FY19

Population 40,533,000

GNI/Cap \$2,378

Category GNI/Cap \$1,876 - \$3,895

Half Scorecard Passed X

Control of Corruption X

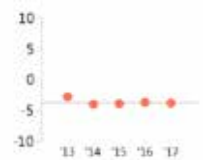
Democratic Rights X

Sudan

Economic Freedom

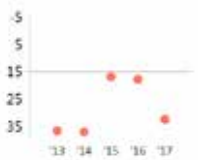
Fiscal Policy

48% Score -3.8
Median -3.7



Inflation

32.4 Rank 0%
Score Max 15.0



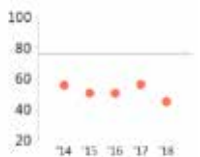
Regulatory Quality

0% Score -1.14
Median 0.00



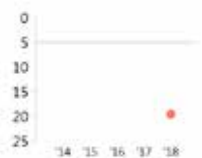
Trade Policy

0% Score 45.0
Median 75.9




Gender in the Economy

0% Score 19.5
Median 5



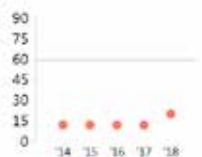
Land Rights and Access

60% Score 0.78
Median 0.76



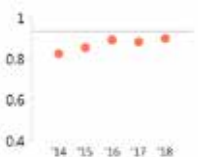
Access to Credit

10% Score 20
Median 59



Business Start-Up

21% Score 0.899
Median 0.933



Ruling Justly

Political Rights

4 Rank 14%
Score Min 17



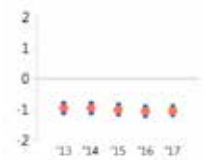
Civil Liberties

4 Rank 0%
Score Min 25



Control of Corruption

0% Score -1.04
Median 0.00



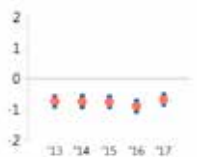
Government Effectiveness

0% Score -1.01
Median 0.00



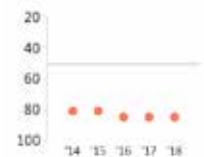
Rule of Law

3% Score -0.69
Median 0.00



Freedom of Information

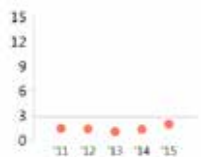
14% Score 85
Median 51



Investing in People

Health Expenditures

25% Score 1.97
Median 2.85



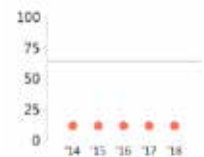
Primary Education Expenditures

N/A Score N/A
Median 1.68



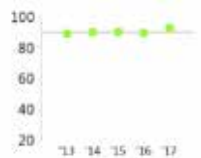
Natural Resource Protection

3% Score 11.8
Median 63.7



Immunization Rates

92.5 Rank 55%
Score Min 90.0



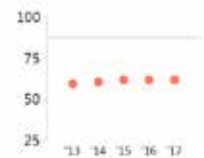
Girls' Sec Edu Enrollment Rate

7% Score 52.1
Median 92.7



Child Health

10% Score 61.6
Median 87.1



For more information regarding the Millennium Challenge Account Selection Process and these indicators, please consult MCC's website www.mcc.gov/selection

Tunisia FY19

Population 11,532,000

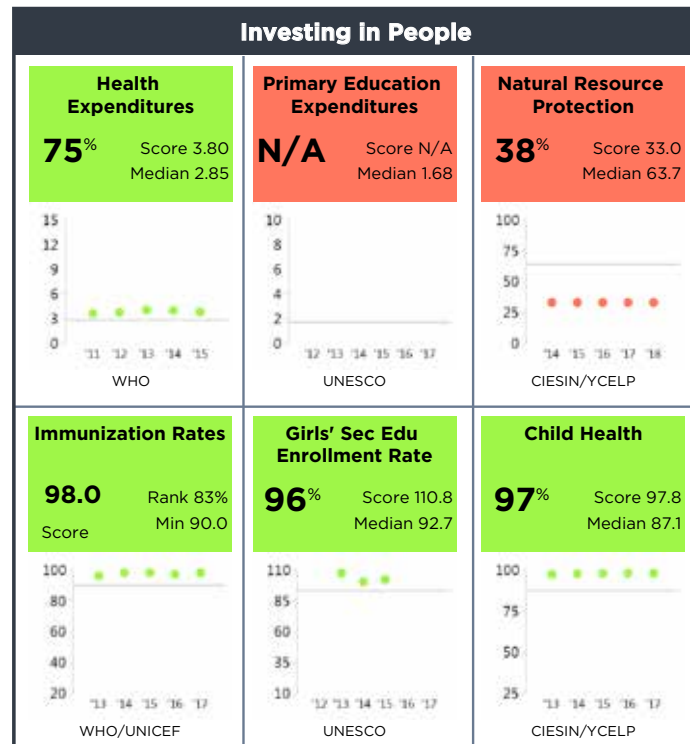
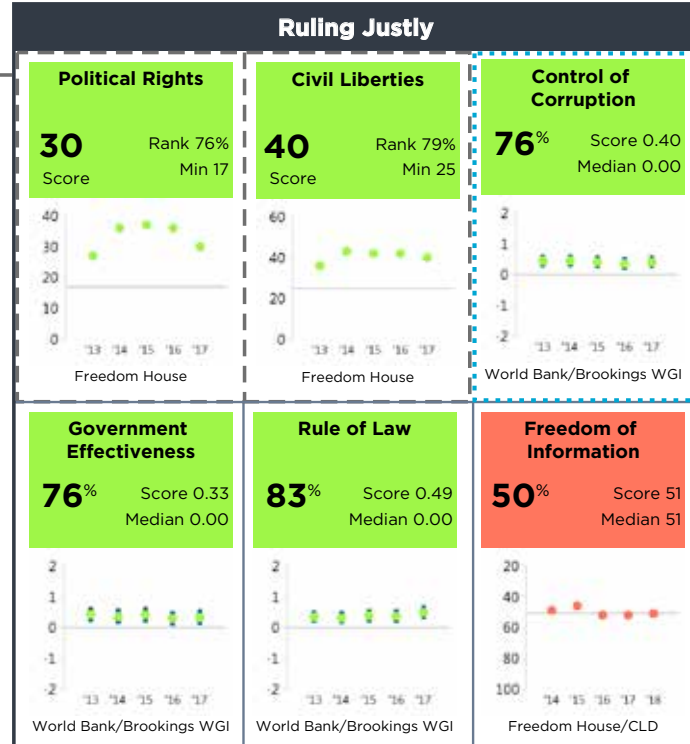
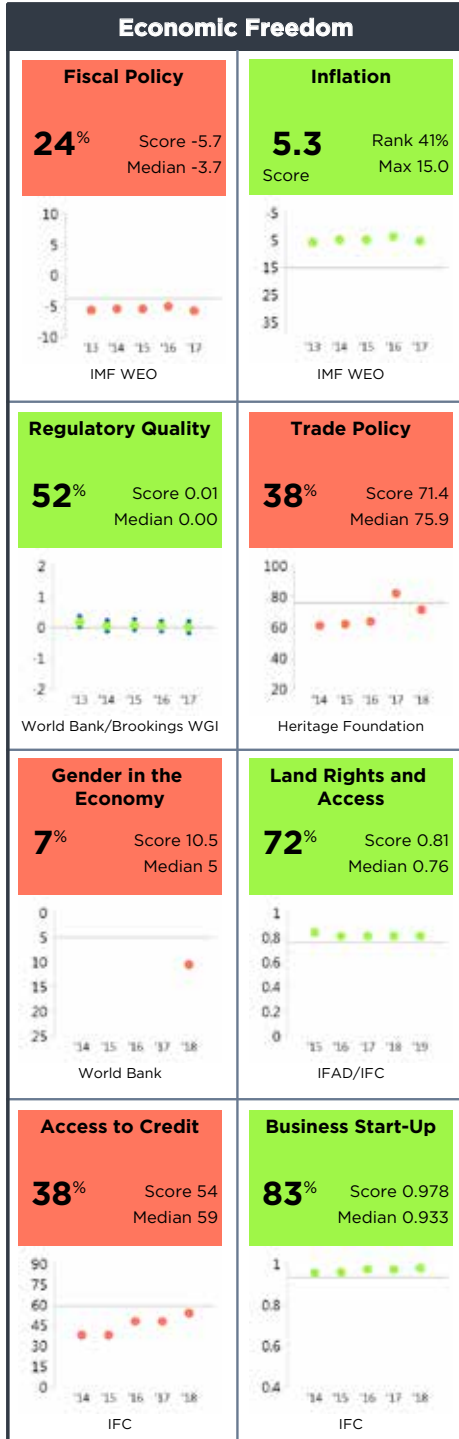
GNI/Cap \$3,500

Category GNI/Cap \$1,876 - \$3,895

Half Scorecard Passed

Control of Corruption

Democratic Rights



For more information regarding the Millennium Challenge Account Selection Process and these indicators, please consult MCC's website www.mcc.gov/selection

Ukraine FY19

Population 44,831,000

GNI/Cap \$2,388

Category GNI/Cap \$1,876 - \$3,895

Half Scorecard Passed ✓

Control of Corruption X


Democratic Rights ✓

Ukraine

Economic Freedom

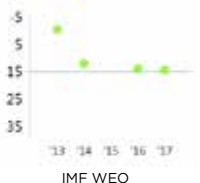
Fiscal Policy

66% Score -1.9
Median -3.7



Inflation

14.4 Rank 14%
Score Max 15.0



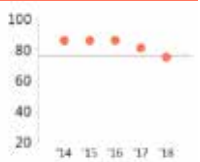
Regulatory Quality

66% Score 0.10
Median 0.00



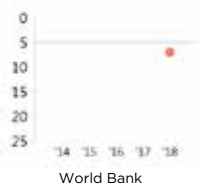
Trade Policy

45% Score 75.0
Median 75.9




Gender in the Economy

31% Score 7
Median 5



Land Rights and Access

N/A Score N/A
Median 0.76



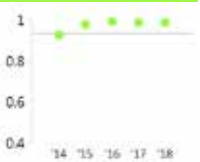
Access to Credit

76% Score 74
Median 59



Business Start-Up

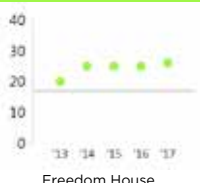
90% Score 0.986
Median 0.933



Ruling Justly

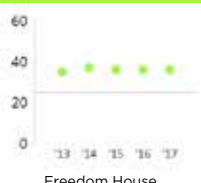
Political Rights

26 Rank 52%
Score Min 17



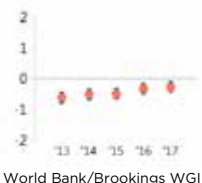
Civil Liberties

36 Rank 62%
Score Min 25



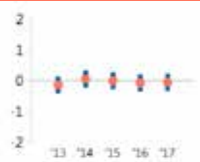
Control of Corruption

28% Score -0.28
Median 0.00



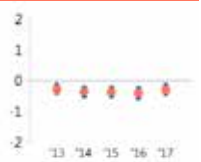
Government Effectiveness

45% Score -0.06
Median 0.00



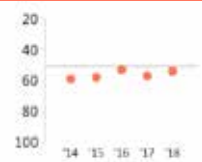
Rule of Law

34% Score -0.30
Median 0.00



Freedom of Information

41% Score 54
Median 51



Investing in People

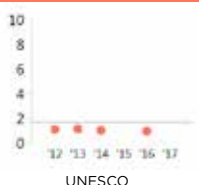
Health Expenditures

50% Score 2.85
Median 2.85



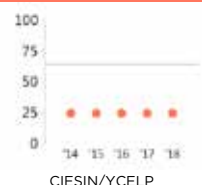
Primary Education Expenditures

11% Score 0.98
Median 1.68



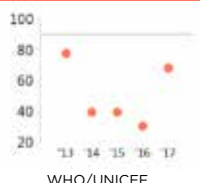
Natural Resource Protection

28% Score 24.3
Median 63.7




Immunization Rates

68.0 Rank 10%
Score Min 90.0



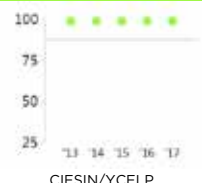
Girls' Sec Edu Enrollment Rate

79% Score 98.4
Median 92.7



Child Health

100% Score 98.5
Median 87.1



For more information regarding the Millennium Challenge Account Selection Process and these indicators, please consult MCC's website www.mcc.gov/selection

Uzbekistan FY19

Population 32,387,000

GNI/Cap \$1,980

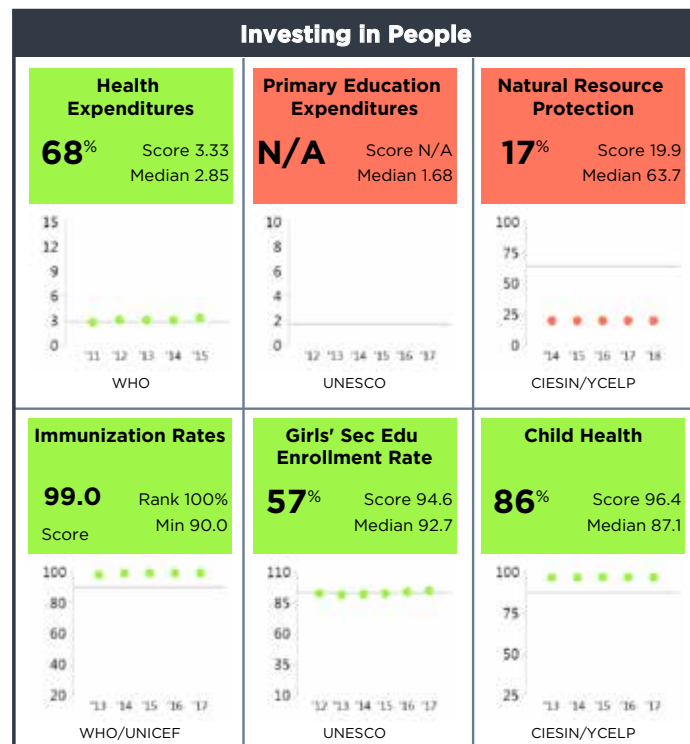
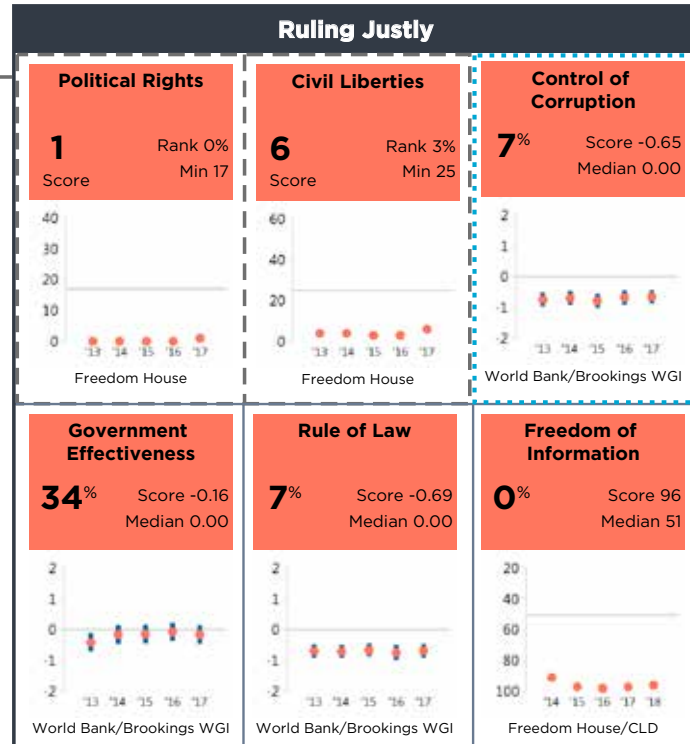
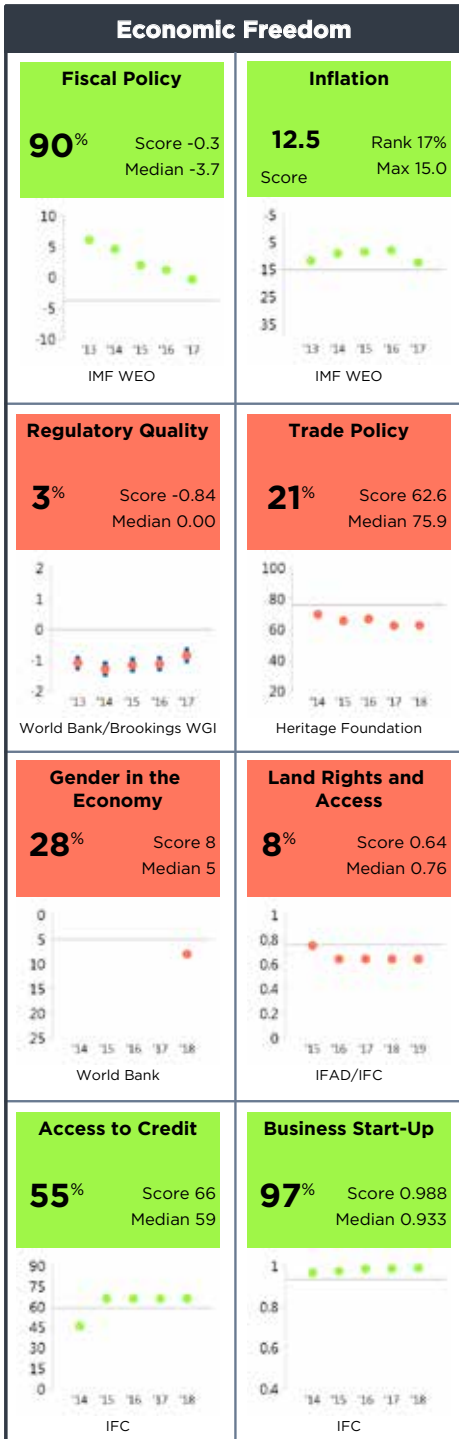
Category GNI/Cap \$1,876 - \$3,895

Half Scorecard Passed X

Control of Corruption X

Democratic Rights X

Uzbekistan



For more information regarding the Millennium Challenge Account Selection Process and these indicators, please consult MCC's website www.mcc.gov/selection

Vanuatu FY19

Population 276,000

GNI/Cap \$2,920

Category GNI/Cap \$1,876 - \$3,895

Half Scorecard Passed ✓

Control of Corruption ✓

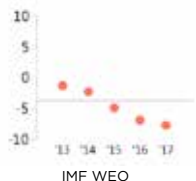
Democratic Rights ✓

Vanuatu

Economic Freedom

Fiscal Policy

14% Score -7.7
Median -3.7



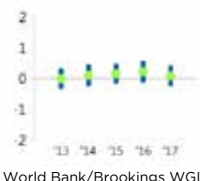
Inflation

3.1 Rank 62%
Score Max 15.0



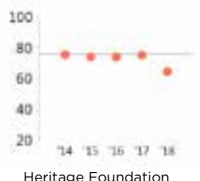
Regulatory Quality

62% Score 0.09
Median 0.00



Trade Policy

24% Score 64.4
Median 75.9



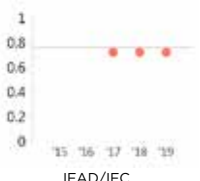
Gender in the Economy

28% Score 8
Median 5



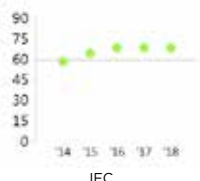
Land Rights and Access

28% Score 0.72
Median 0.76



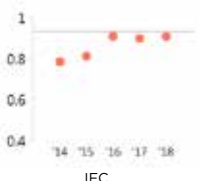
Access to Credit

62% Score 68
Median 59



Business Start-Up

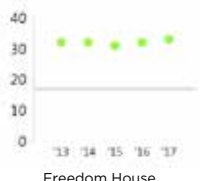
34% Score 0.908
Median 0.933



Ruling Justly

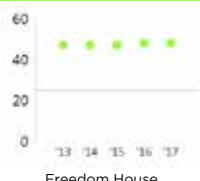
Political Rights

33 Rank 83%
Score Min 17




Civil Liberties

48 Rank 86%
Score Min 25



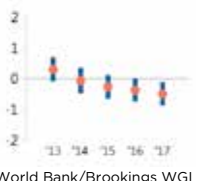
Control of Corruption

79% Score 0.51
Median 0.00



Government Effectiveness

17% Score -0.50
Median 0.00



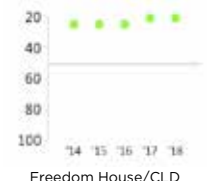
Rule of Law

93% Score 0.90
Median 0.00



Freedom of Information

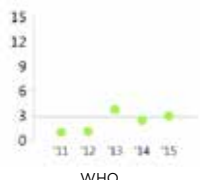
100% Score 21
Median 51



Investing in People

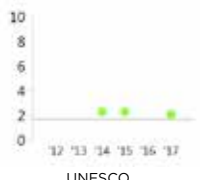
Health Expenditures

57% Score 2.95
Median 2.85



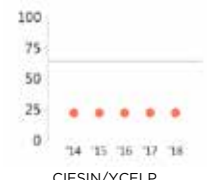
Primary Education Expenditures

72% Score 2.10
Median 1.68



Natural Resource Protection

24% Score 22.2
Median 63.7



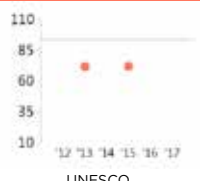
Immunization Rates

82.5 Rank 24%
Score Min 90.0



Girls' Sec Edu Enrollment Rate

21% Score 71.4
Median 92.7



Child Health

38% Score 85.3
Median 87.1



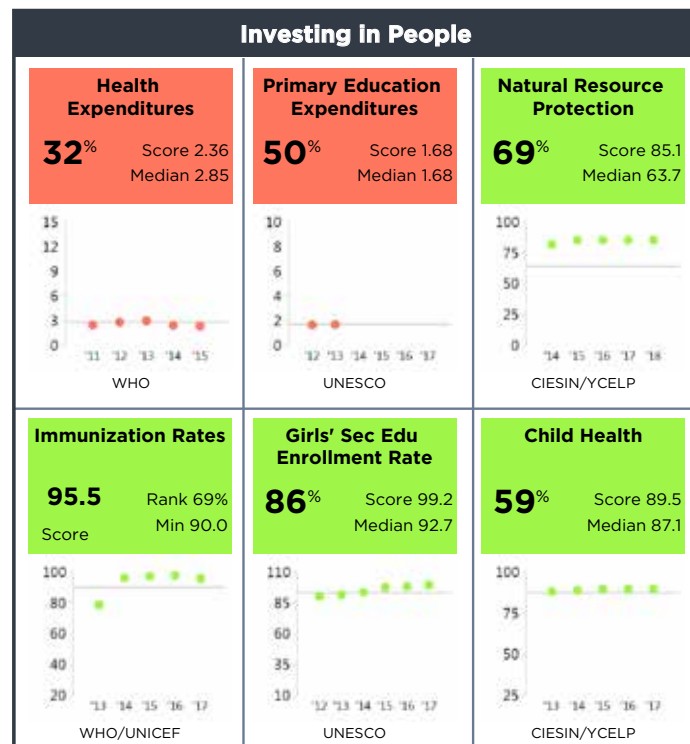
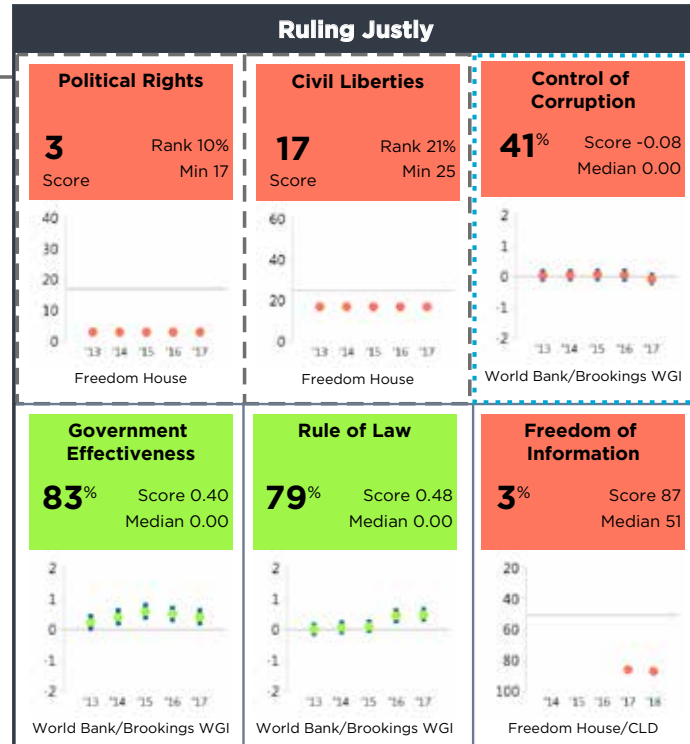
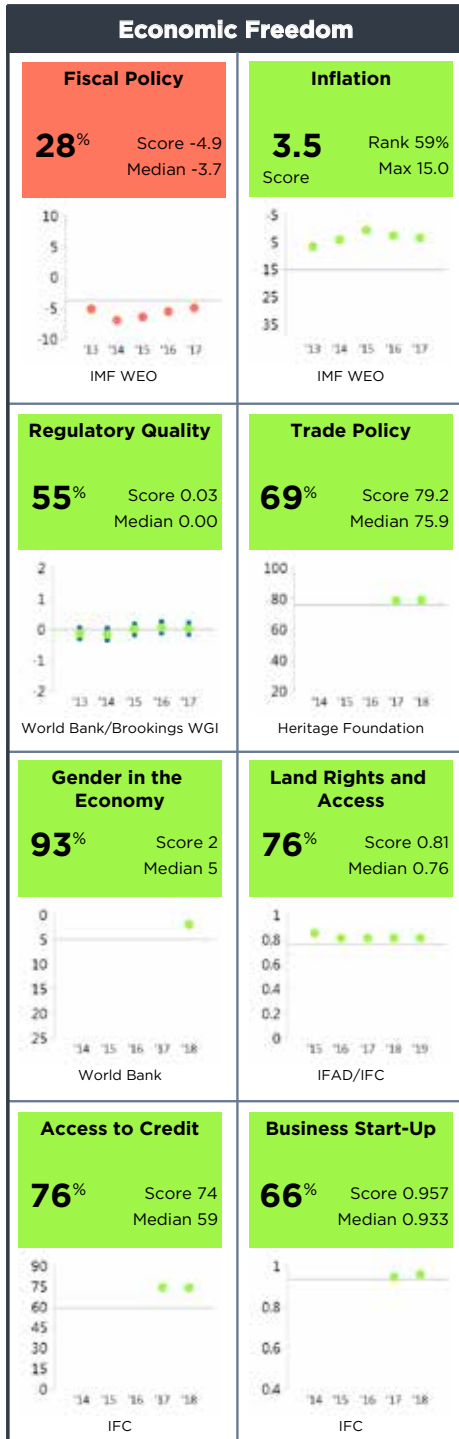
For more information regarding the Millennium Challenge Account Selection Process and these indicators, please consult MCC's website www.mcc.gov/selection

Vietnam FY19

Population 95,541,000

GNI/Cap \$2,170

Category GNI/Cap \$1,876 - \$3,895

Half Scorecard Passed ✓Control of Corruption XDemocratic Rights X

For more information regarding the Millennium Challenge Account Selection Process and these indicators, please consult MCC's website www.mcc.gov/selection

Reducing Poverty Through Growth



MILLENNIUM
CHALLENGE CORPORATION

UNITED STATES OF AMERICA

1099 14th Street NW | Suite 700
Washington, DC 20005-3550
www.mcc.gov